

CIVIL ENGG. DEPT.


- ① Minutes of BOS held on 07 July 2017
- ② Attendance of BOS member meeting on. 07 July 2017
- ③ Panel of External Examiners for Academic session
July - 2017 - June 2018 (UG & PG)
- ④ Scheme - ME (CTM) - I, II & IV Sem
Revised ME (STR) - I, II & IV Sem
Motech (ENV) - I, II & IV Sem
- ⑤ Scheme BE (Civil) - III, IV, V, VI, VII, VIII
SEM
- ⑥ Syllabus BE (Civil I year)
Subj: Basic Civil Engg. & Mechanics (100205)
- ⑦ Syllabus BE (Civil) III, IV, V, VI, VII, VIII
Semester.

Minutes of BOS Civil Engineering Held on 07 July 2017

A meeting of Board of studies of Civil Engineering is held on 7th July 2017 at 11.00 AM onwards in the Office of Head of the Department of Civil Engineering. Following members were present.

Dr. S.K. Saran Principal Scientist, CBRI, Roorkee	External member
Dr. R.K. Shrivastava Professor, SGSITS, Indore	External member
Prof. (Mrs.) A. Tiwari Head Civil Engineering	Chairperson
Dr. S.K. Jain Prof. Civil Engg.	Member BOS
Dr. M.K. Trivedi Prof. Civil Engg.	Member BOS
Dr. R. Kansal Prof. Civil Engg.	Member BOS
Prof. A.K. Dwivedi Associate Professor Civil Engg.	Member BOS
Prof. A.K. Saxena Associate Professor Civil Engg.	Member BOS
Prof. Gautam Bhadoriya Assistant Professor	Member BOS
Prof. Aditya Kumar Agarwal Assistant Professor	Member BOS

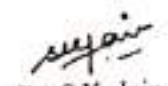
Two Internal members Dr. S. Tiwari & Prof. D. Rastogi were on leave. During the meeting schemes & syllabi of B.E. Civil Engineering III Semester to VIII semester discussed & finalised along with course objectives & outcomes for each course. Also syllabus of Basic civil Engg. & Engg. mechanics for 1st year was discussed & finalised. Schemes of I & II Semester PG Programmes in Civil Engineering (CTM, Structure & Environmental Engg.) were modified with new six digit numeral codes. Scheme of IV Semester PG Programme (CTM, Structure & Environmental Engg.) were partially modified. Panel of External examiners for academic section July 2017 - June 2018 for UG & PG Programmes Civil Engg. were finalised. External members suggested to include more site visits and case studies during normal classes so that students get more exposure on various topics of Civil Engineering which they are studying.



Prof. A. K. Agarwal
Member BOS

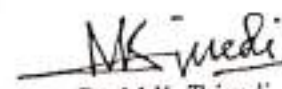

Prof. G. Bhadoriya
Member BOS

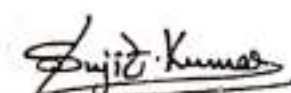

Prof. A.K. Saxena
Member BOS

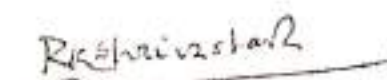

Prof. A.K. Dwivedi
Member BOS

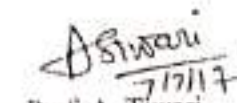

Dr. S.K. Jain
Member BOS


Dr. R. Kansal
Member BOS


Dr. M.K. Trivedi
Member BOS


Dr. S.K. Saran
External member


Dr. R.K. Shrivastava
External member


Prof. A. Tiwari
Chairperson BOS

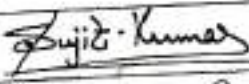
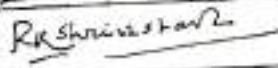
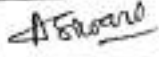





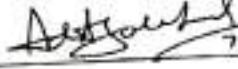
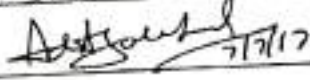
02

CIVIL ENGINEERING DEPARTMENT

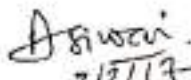
Dated: 7-7-2017

Ref: Civil/AT/

Following persons attended the BOS meeting held on 7th July 2017

S.No.	Name of the member	Designation	Signature
1	Dr. S.K. Saran (External member)	Principal Scientist, CBRI, Roorkee	
2	Dr. R.K. Shrivastava (External member)	Professor, SGSITS, Indore	
3	Prof. Archana Tiwari	Prof. & Head, CED	
4	Dr. R.Kansal	Professor, CED	
5	Dr. M.K. Trivedi	Professor, CED	
6	Dr. S.K. Jain	Professor, CED	
7	Prof. A.K. Dwivedi	Associate Prof., CED	
8	Prof. A.K. Saxena	Associate Prof., CED	
9	Prof. G. Bhadauria	Assistant Prof., CED	
10	Prof. Aditya K. Agarwal	Assistant Prof., CED	

Dt. 07/07/2017


7/7/17
(Prof. A. Tiwari)
HCED



MADHAV INSTITUTE OF TECHNOLOGY & SCIENCE, GWALIOR

Civil Engineering Department

Panel of External Examiners for Academic Session July, 2017 - June, 2018

B.E. Civil Engineering


S. No.	Name of External Examiner	Designation	Postal Address
1	Dr. S. K. Mittal	Ex - Professor	MANIT Bhopal
2	Dr. Pradeep Kumar	Professor	Civil Engg. Deptt., HBTI Kanpur
3	Dr. R. K. Shrivastava	Professor	Civil Engg. Deptt., SGSITS Indore
4	Dr. A. K. Nigam	Professor	Civil Engg. Deptt., BIET Jhansi
5	Dr. S. S. Bhadoria	Professor	Civil Engg. Deptt., UIT RGPV
6	Dr. Saleem Akhtar	Professor	Civil Engg. Deptt., UIT RGPV
7	Dr. S. S. Kishwaha	Professor	Civil Engg. Deptt., UIT RGPV
8	Dr. Atul Sthapak	Professor	Civil Engg. Deptt., UEC Ujjain
9	Dr. Anil Sharma	Professor	Civil Engg. Deptt., MANIT Bhopal
10	Dr. Mukesh Shukla	Professor	Civil Engg. Deptt., BIET Jhansi
11	Dr. V. Rode	Professor	Civil Engg. Deptt., SGSITS Indore
12	Dr. S. K. Katiyar	Professor	Civil Engg. Deptt., MANIT Bhopal
13	Dr. A. K. Dwivedi	Professor	Civil Engg. Deptt., RTU, Kota
14	Dr. J. K. Sharma	Professor	Civil Engg. Deptt., RTU, Kota
15	Dr. C. S. Gokhale	Dean	SOCIM, NICMAR, Pune
16	Dr. Rakesh Khare	Professor	Civil Engg. Deptt., SGSITS Indore
17	Dr. K. K. Pathak	Professor	Civil Engg. Deptt., IT BHU, Varanasi
18	Dr. Shakeel Ahmad	Professor	Civil Engg. Deptt., ZHCET, AMU, Aligarh
19	Dr. M. M. Prade	Retired Professor	H. No. 182, Sector -3, Urban Estate, Lucknow
20	Dr. Miloon Laghate	Professor	Civil Engg. Deptt., SGSITS Indore
21	Dr. P. K. Jain	Professor	Civil Engg. Deptt., MANIT Bhopal

(Handwritten signatures and initials)

22	Dr. U. B. Choubey	Professor	Civil Engg. Deptt., SGSITS Indore
23	Dr. Sandeep Narulkar	Professor	Civil Engg. Deptt., SGSITS Indore
24	Dr. B. K. Singh	Director	ITM Gwalior
25	Prof. M. S. Raghuvanshi	Head	Civil Engg. Deptt., BRA Polytechnic, Gwalior
26	Prof. Surendra Singh Sharma	Lecturer (SG)	Govt. Women Polytechnic, Gwalior
27	Prof. T. R. Arora	Head	Civil Engg. Deptt., LNCT Bhopal
28	D. P. S. Kushwah	Head	Civil Engg. Deptt., MPCT Gwalior
29	Dr. N. K. Jain	Director	ASTRAL Institute of Technology, Indore
30	Dr. Jitendra Goyal	Director	NHAI, New Delhi
31	Dr. Ravindra Kumar	Principal Scientist	CRRI, New Delhi
32	Dr. Binod Kumar	Scientist E	CRRI, New Delhi
33	Dr. Guru Vittal	Scientist F	CRRI, New Delhi
34	Er. P. K. Upmanyu	Executive Engineer, Q / C	WRD, Gwalior
35	Er. B. K. Tyagi	Engineer	Nagar Nigam, Gwalior
36	Er. Manish Yadav	Engineer	Nagar Nigam, Gwalior
37	Er. Raghvendra Gupta	Executive Engineer	NWDA, Gwalior
38	Er. Prabhat Asthana	S. D. O.	PWD, Gwalior
39	Er. Pradeep Agrawal	Director Planning	Chief Engineer Shillong Zone, SE Falls, MES, Shillong
40	Dr. Mahesh Jat	Associate Professor	Civil Engg. Deptt., MNIT Jaipur
41	Dr. S. K. Tiwari	Associate Professor	Civil Engg. Deptt., MNIT Jaipur
42	Dr. P. K. Agrawal	Professor	Civil Engg. Deptt., MANIT Bhopal
43	Dr. Amitabh Shrivastava	Associate Professor	Civil Engg. Deptt., BIET Jhansi
44	Dr. Vimal Gupta	Associate Professor	Civil Engg. Deptt., HCST, Farah, Mathura
45	Prof. R. K. Bhatia	Associate Professor	Civil Engg. Deptt., JEC Jabalpur
46	Prof. A. K. Singhai	Associate Professor	Civil Engg. Deptt., JEC Jabalpur



47	Prof. R. K. Yadav	Associate Professor	Civil Engg. Deptt., JEC Jabalpur
48	Prof. M. K. Koshta	Associate Professor	Civil Engg. Deptt., JEC Jabalpur
49	Prof. S. K. Ahirwar	Assistant Professor	Civil Engg. Deptt., SGSITS Indore
50	Prof. Ruchin Agrawal	Assistant Professor	Civil Engg. Deptt., KNH Sultanpur
51	Prof. D. C. Rahi	Assistant Professor	Civil Engg. Deptt., JEC Jabalpur
52	Dr. Mukesh Pandey	Head	Civil Engg. Deptt., ITM, Gwalior
53	Dr. Nek Ram Rawal	Assistant Professor	Civil Engg. Deptt., MNNIT Allahabad
54	Er. Rajesh Chaturvedi	Assistant Engineer	WRD, Gwalior
55	Prof. Rakesh Gupta	Assistant Professor	Civil Engg. Deptt., ITM, Gwalior
56	Prof. Uddhava Dwiwedi	Assistant Professor	Civil Engg. Deptt., FET, Agra College, Agra
57	Dr. V. K. Shivhare	Assistant Professor	Civil Engg. Deptt., HCST, Farah, Mathura
58	Prof. Satish Jain	Assistant Professor	Civil Engg. Deptt., UIT RGPV, Bhopal
59	Dr. Amit Vishwakarma	Assistant Professor	Civil Engg. Deptt., UIT RGPV, Bhopal
60	Prof. Aslam Hussain	Assistant Professor	Civil Engg. Deptt., UIT RGPV, Bhopal
61	Prof. Manoj Sharma	Assistant Professor	Civil Engg. Deptt., IPS College, Gwalior
62	Prof. Mohan Kanthariya	Assistant Professor	Civil Engg. Deptt., AMITY University, Gwalior
63	Prof. Ankesh Bithariya	Sub Engineer	Nagar Nigam, Indore
64	Prof. Rohit Sahu	Assistant Professor	Civil Engg. Deptt., IIM University, Gwalior
65	Prof. Aman Ahlawat	Assistant Professor	Civil Engg. Deptt., DCRUST, Murthal, Sonapat
66	Prof. Shalini Mishra	Assistant Professor	Civil Engg. Deptt., Gurgaon College of Engg., Gurgaon
67	Er. Hariom Gera	Structural Consultant	New Delhi
68	Dr. S. P. S. Rajput	Assistant Professor	Civil Engg. Deptt., MANIT Bhopal
69	Dr. J. S. Chauhan	Director	SATI Vidisha
70	Dr. Mangesh Madurwar	Assistant Professor	Civil Engineering Department, VNIH Nagpur



71	Dr. Mukul Kulshreshtha	Professor	Civil Engineering Department, MANIT Bhopal
72	Dr. A. B. Gupta	Professor	Civil Engineering Department, MNIT Jaipur
73	Dr. M. C. Paliwal	Professor	Civil Engg. Deptt., NITTR Bhopal
74	Dr. Nirendra Dev	Professor	Civil Engg. Deptt., DTU, Delhi
75	Dr. Rajeev Chandak	Professor	Civil Engg. Deptt., JEC Jabalpur
76	Dr. J. P. Tegar	Professor	Civil Engg. Deptt., NITTR Bhopal
77	Dr. D. K. Jain	Professor	Civil Engg. Deptt., REC, Rewa
78	Dr. Sanjay Bhandari	Professor	Civil Engg. Deptt., SATI Vidisha
79	Dr. Devendra Mohan	Professor	Civil Engg. Deptt., IIT BHU, Varanasi
80	Dr. A. K. Nema	Professor	Civil Engg. Deptt., IIT Delhi
81	Dr. D. J. Killedar	Professor	Civil Engg. Deptt., SGSITS Indore
82	Dr. B. R. Chahar	Professor	Civil Engg. Deptt., IIT Delhi
83	Dr. Uttamasha Gupta	Professor	Civil Engg. Deptt., SGSITS Indore
84	Dr. V. Tare	Professor	Civil Engg. Deptt., SGSITS Indore
85	Dr. R. S. Banshtu	Associate Professor	Civil Engg. Deptt., NIT Hamirpur
86	Dr. Dharmendra	Assistant Professor	Civil Engg. Deptt., NIT Hamirpur
87	Prof. Chander Prakash	Assistant Professor	Civil Engg. Deptt., NIT Hamirpur
88	Dr. Hemant K. Vinayak	Assistant Professor	Civil Engg. Deptt., NIT Hamirpur
89	Dr. Umesh K. Pandey	Assistant Professor	Civil Engg. Deptt., NIT Hamirpur
90	Dr. S. S. Katoch	Associate Professor	Energy & Environment Engg. Deptt., NIT Hamirpur
91	Dr. Pardeep Kumar	Associate Professor	Civil Engg. Deptt., NIT Hamirpur
92	Dr. V. S. Dogra	Associate Professor	Civil Engg. Deptt., NIT Hamirpur
93	Prof. A. M. Mathur	Retired Professor	Gwalior
94	Dr. Swapnil Rai	Assistant Professor	Environment Science Deptt., AMITY University, Gwalior
95	Prof. P. K. Jain	Retired Professor	MITS Gwalior

R \$ A - 080

96	Dr. Ankit Gupta	Assistant Professor	Civil Engg. Deptt., IIT BHU
97	Prof. Geeta Batham	Assistant Professor	Civil Engg. Deptt., UIT RGPV Bhopal
98	Prof. Aruna Rawat	Assistant Professor	Civil Engg. Deptt., UIT RGPV Bhopal
99	Dr. Y. P. Mathur	Professor	Civil Engg. Deptt., MNIT Jaipur
100	Dr. R. D. Gupta	Professor	Civil Engg. Deptt., MNNIT Allahabad
101	Dr. A. K. Nigam	Associate Professor	Civil Engg. Deptt., BIET Jhansi
102	Dr. R. K. Kaushal	Assistant Professor	Civil Engg. Deptt., BIET Jhansi
103	Dr. Sunil Ajmera	Associate Professor	Civil Engg. Deptt., SGSITS Indore
104	Prof. Devendra Dohare	Assistant Professor	Civil Engg. Deptt., SGSITS Indore
105	Dr. Y. P. Joshi	Professor	Civil Engg. Deptt., SATI Vidisha
106	Prof. K. K. Punjabi	Associate Professor	Civil Engg. Deptt., SATI Vidisha
107	Dr. Raghvendra Singh	Professor	Civil Engg. Deptt., UEC Ujjain
108	Dr. Sudhir Kumar	Professor	Civil Engg. Deptt., MNIT Jaipur
109	Dr. V. N. Khatri	Assistant Professor	Civil Engg. Deptt., IIT (ISM) Dhanbad
110	Dr. P. K. S. Dikshit	Professor	Civil Engg. Deptt., IIT BHU
111	Dr. R. K. Dutta	Professor	Civil Engg. Deptt., NIT Hamirpur
112	Prof. Sunil Sharma	Assistant Professor	Civil Engg. Deptt., NIT Hamirpur
113	Dr. Sohail Ayub	Associate Professor	Civil Engg. Deptt., ZHCET, AMU, Aligarh
114	Dr. Suraj Prakash	Scientist F	CRRRI, New Delhi
115	Shri Suresh K. Ahirwar	Assistant Engineer	Nagar Nigam, Gwalior
116	Dr. Umesh Maheshwari	Associate Professor	Civil Engg. Deptt., KNIT Sultanpur
117	Usha Choudhary	Assistant Engineer	RES, Ashok Nagar
118	Roopal Kature	Assistant Professor	Govt. Polytechnic, Ashok Nagar
119	Braham Datt Purohit	Assistant Professor	Govt. Polytechnic, Ashok Nagar
120	Prof. H. K. Mahiyar	Professor	Civil Engg. Deptt., SGSITS Indore

[Handwritten signatures and initials]

121	Dr. S. K. Thakkar	Retired Professor	IIT Roorkee
122	Dr. H. K. Sharma	Professor	Civil Engg. Deptt., NIT Kurukshetra
123	Dr. C. S. P. Ojha	Professor	Civil Engg. Deptt., IIT Roorkee
124	Dr. A. A. Kazmi	Professor	Civil Engg. Deptt., IIT Roorkee
125	Dr. N. K. Samadhiya	Professor	Civil Engg. Deptt., IIT Roorkee
126	Dr. Mahendra Singh	Professor	Civil Engg. Deptt., IIT Roorkee
127	Dr. Achal Mittal	Principal Scientist	CBRI, Roorkee
128	Dr. A. K. Minocha	Director & Head	CBRI, Roorkee
129	Dr. Navjeev Saxena	Principal Scientist	CBRI, Roorkee
130	Dr. Khalid Moin	Professor	Civil Engg. Deptt., Jamia Millia Islamia University, New Delhi
131	Prof. Ziauddin Ahmad	Associate Professor	Civil Engg. Deptt., Jamia Millia Islamia University, New Delhi
132	Dr. Mohammad Arif	Professor	Civil Engg. Deptt., ZHCET, AMU, Aligarh
133	Dr. Iqbal Kahleel Khan	Professor	Civil Engg. Deptt., ZHCET, AMU, Aligarh
134	Dr. Shamsuddin Jafri	Professor	Civil Engg. Deptt., ZHCET, AMU, Aligarh
135	Dr. Pankaj Agarwal	Professor	Civil Engg. Deptt., IIT Roorkee





MADHAV INSTITUTE OF TECHNOLOGY & SCIENCE, GWALIOR

Civil Engineering Department

Panel of External Examiners for Academic Session July, 2017 - June, 2018

PG Programmes in Civil Engineering

S. No.	Name of External Examiner	Designation	Postal Address
1	Dr. N. K. Samadhiya	Professor	Civil Engg. Deptt., IIT Roorkee
2	Dr. A. K. Dwivedi	Professor	Civil Engg. Deptt., RTU, Kota
3	Dr. R. K. Shrivastava	Professor	Civil Engg. Deptt., SGSITS Indore
4	Dr. J. S. Chauhan	Director	SATI Vidisha
5	Dr. J. K. Sharma	Professor	Civil Engg. Deptt., RTU, Kota
6	Dr. S. S. Kushwaha	Professor	Civil Engg. Deptt., UIT RGPV
7	Dr. Pradeep Kumar	Professor	Civil Engg. Deptt., HBTI Kanpur
8	Dr. S. K. Saran	Principal Scientist	NBRI, Roorkee
9	Dr. B. K. Singh	Director	ITM Gwalior
10	Dr. S. K. Tiwari	Associate Professor	Civil Engg. Deptt., MNIT Jaipur
11	Dr. Mahesh Jat	Associate Professor	Civil Engg. Deptt., MNIT Jaipur
12	Dr. Vimal Gupta	Associate Professor	Civil Engg. Deptt., HCST, Farah, Mathura
13	Prof. M. S. Raghuvanshi	Head	Civil Engg. Deptt., BRA Polytechnic, Gwalior
14	Dr. Mukesh Pandey	Assistant Professor	Civil Engg. Deptt., ITM, Gwalior
15	Dr. S. P. S. Rajput	Assistant Professor	Civil Engg. Deptt., MANIT Bhopal
16	Prof. V. K. Shivhare	Assistant Professor	Civil Engg. Deptt., HCST, Farah, Mathura
17	Er. Akhilendra Singh	IES	MES, Bhopal
18	Er. Girraj Goyal	IES	MES, New Delhi
19	Er. S. C. Gupta	IES	MES, Meerut
20	Er. Anil Khare	IES	Indian Railways, Jabalpur
21	Er. S. R. Agrawal	Director	Ministry of Defence, New Delhi
22	Er. Neeraj Agrawal	IES	Indian Railways, New Delhi

R *g* *W* *A*

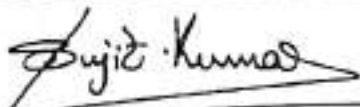

23	Dr. C. S. Gokhale	Dean	SOCTM, NICMAR, Pune
24	Dr. Mangesh Madurwar	Assistant Professor	Civil Engineering Department, VNIT Nagpur
25	Dr. K. K. Pathak	Professor	Civil Engineering Department, IIT BHU
26	Dr. A. K. Saxena	Head	Civil Engineering Department, LNCT, Bhopal
27	Dr. Mukul Kulshreshtha	Professor	Civil Engineering Department, MANIT Bhopal
28	Dr. A. B. Gupta	Professor	Civil Engineering Department, MNIT Jaipur
29	Dr. Nirendra Dev	Professor	Civil Engg. Deptt., DTU, Delhi
30	Dr. Rajeev Chandak	Professor	Civil Engg. Deptt., JEC Jabalpur
31	Dr. J. P. Tegar	Professor	Civil Engg. Deptt., NITTR Bhopal
32	Dr. S. S. Bhadoriya	Professor	Civil Engg. Deptt. UIT RGPV
33	Dr. M. M. Pande	Retired Professor	H. No. 182, Sector -3, Urban Estate, Kurukshetra
34	Dr. Saleem Akhtar	Professor	Civil Engg. Deptt, UIT RGPV
35	Dr. V. Rode	Professor	Civil Engg. Deptt., SGSITS Indore
36	Dr. Shakeel Ahmad	Professor	Civil Engg. Deptt, ZHCET, AMU, Aligarh
37	Dr. M. C. Paliwal	Professor	Civil Engg. Deptt., NITTR Bhopal
38	Dr. Rakesh Khare	Professor	Civil Engg. Deptt., SGSITS Indore
39	Dr. D. K. Jain	Professor	Civil Engg. Deptt., REC, Rewa
40	Dr. Sanjay Bhandari	Professor	Civil Engg. Deptt., SATI Vidisha
41	Dr. Mileen Laghate	Professor	Civil Engg. Deptt., SGSITS Indore
42	Prof. Uddhava Dwiwedi	Assistant Professor	FET, Agra College of Engg., Agra
43	Dr. Devendra Mohan	Professor	Civil Engg. Deptt., IIT BHU, Varanasi
44	Dr. A. K. Nema	Professor	Civil Engg. Deptt., IIT Delhi
45	Dr. Atul Sthapak	Professor	Civil Engg. Deptt, UEC Ujjain
46	Dr. Anil Sharma	Professor	Civil Engg. Deptt, MANIT Bhopal
47	Dr. Amitabh Shrivastava	Associate Professor	Civil Engg. Deptt, BIET Jhansi
48	Prof. R. K. Bhatia	Associate Professor	Civil Engg. Deptt., JEC Jabalpur





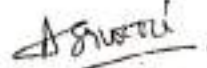
R. S. P. A. S.

49	Prof. M. K. Koshta	Associate Professor	Civil Engg. Deptt., JEC Jabalpur
50	Prof. Surendra Singh Sharma	Principal	Govt. Women Polytechnic, Gwalior
51	Dr. Nek Ram Rawal	Assistant Professor	Civil Engg. Deptt. MNNIT Allahabad
52	Dr. Uttamasha Gupta	Professor	Civil Engg. Deptt., SGSITS Indore
53	Dr. R. S. Banshtu	Associate Professor	Civil Engg. Deptt., NIT Hamirpur
54	Dr. Dharmendra	Assistant Professor	Civil Engg. Deptt., NIT Hamirpur
55	Prof. Chander Prakash	Assistant Professor	Civil Engg. Deptt., NIT Hamirpur
56	Dr. Hemant K. Vinayak	Assistant Professor	Civil Engg. Deptt., NIT Hamirpur
57	Dr. Umesh K. Pandey	Assistant Professor	Civil Engg. Deptt., NIT Hamirpur
58	Dr. S. S. Katoch	Associate Professor	Energy & Environment Engg. Deptt. NIT Hamirpur
59	Dr. Pardeep Kumar	Associate Professor	Civil Engg. Deptt., NIT Hamirpur
60	Dr. Ankit Gupta	Assistant Professor	Civil Engg. Deptt., IIT BHU
61	Prof. Aruna Rawat	Assistant Professor	Civil Engg. Deptt., UIT RGPV Bhopal
62	Dr. A. K. Nigam	Associate Professor	Civil Engg. Deptt., BIET Jhansi
63	Dr. R. K. Kaushal	Assistant Professor	Civil Engg. Deptt., BIET Jhansi
64	Dr. Y. P. Joshi	Professor	Civil Engg. Deptt., SATI Vidisha
65	Prof. K. K. Punjabi	Associate Professor	Civil Engg. Deptt., SATI Vidisha
66	Dr. Raghvendra Singh	Professor	Civil Engg. Deptt., UEC Ujjain
67	Dr. Sudhir Kumar	Professor	Civil Engg. Deptt., MNIT Jaipur
68	Dr. V. N. Khatri	Assistant Professor	Civil Engg. Deptt., IIT (ISM) Dhanbad
69	Dr. P. K. S. Dikshit	Professor	Civil Engg. Deptt., IIT BHU
70	Dr. R. K. Dutta	Professor	Civil Engg. Deptt., NIT Hamirpur
71	Prof. Sunil Sharma	Assistant Professor	Civil Engg. Deptt., NIT Hamirpur
72	Dr. Sohail Ayub	Associate Professor	Civil Engg. Deptt., ZHCET, AMU, Aligarh



73	Dr. Suraj Prakash	Scientist F	CRRI, New Delhi
74	Dr. Umesh Maheshwari	Associate Professor	Civil Engg. Deptt., KNIT Sultanpur
75	Prof. H. K. Mahiyar	Professor	Civil Engg. Deptt., SGSITS Indore
76	Dr. S. K. Thakkar	Retired Professor	IIT Roorkee
77	Dr. H. K. Sharma	Professor	Civil Engg. Deptt., NIT Kurukshetra
78	Dr. C. S. P. Ojha	Professor	Civil Engg. Deptt., IIT Roorkee
79	Dr. A. A. Kazmi	Professor	Civil Engg. Deptt., IIT Roorkee
80	Dr. N. K. Samadhiya	Professor	Civil Engg. Deptt., IIT Roorkee
81	Dr. Mahendra Singh	Professor	Civil Engg. Deptt., IIT Roorkee
82	Dr. Achal Mittal	Principal Scientist	CBRI, Roorkee
83	Dr. A. K. Minocha	Director & Head	CBRI, Roorkee
84	Dr. Navjeev Saxena	Principal Scientist	CBRI, Roorkee
85	Dr. Khalid Moin	Professor	Civil Engg. Deptt., Jamia Millia Islamia University, New Delhi
86	Prof. Ziauddin Ahmad	Associate Professor	Civil Engg. Deptt., Jamia Millia Islamia University, New Delhi
87	Dr. Mohammad Arif	Professor	Civil Engg. Deptt., ZHCET, AMU, Aligarh
88	Dr. Iqbal Kahleel Khan	Professor	Civil Engg. Deptt., ZHCET, AMU, Aligarh
89	Dr. Shamsuddin Jafri	Professor	Civil Engg. Deptt., ZHCET, AMU, Aligarh
90	Dr. Pankaj Agarwal	Professor	Civil Engg. Deptt., IIT Roorkee

MADHAV INSTITUTE OF TECHNOLOGY & SCIENCE, GWALIOR-5
 (A UGC Autonomous Institute affiliated to RGPV, Bhopal)
 M.E. (Construction Technology & Management)

W.E.F JULY 2017
For batches admitted in July, 2017 (to be implemented in July, 2017)

I Semester

Total credit = 32

S.No.	Subject Code	Name of Subject	L	T	P	Credits	Maximum Marks (Theory Slot)			Maximum Marks (Practical Slot)		Total Marks
							End Sem. Exams	Tests (two)	Assignment/ Quiz	End Sem. Practical/ Viva	Practical Record / Assignments / Quiz/ Presentation	
1	510101	Management Theory	3	1	-	4	70	20	10	-	-	100
2	510102	Materials & Equipments	3	1	-	4	70	20	10	-	-	100
3	510103	Quantitative Methods	3	1	-	4	70	20	10	-	-	100
4	510104	Contract Management	3	1	-	4	70	20	10	-	-	100
5	510105	Functional Planning Building Services & Maintenance Management	3	1	-	4	70	20	10	-	-	100
6	510106	Computer Lab- I	-	-	6	6	-	-	-	90	60	150
7	510107	Construction Lab- I	-	-	6	6	-	-	-	90	60	150
Total			15	5	12	32	350	100	50	180	120	800

L: Lecture, T: Tutorial, P: Practical

Handwritten signatures and initials:
 S. Arora
 M. V. Singh
 A. C.
 P. V.

MADHAV INSTITUTE OF TECHNOLOGY & SCIENCE, GWALIOR-5
 (A UGC Autonomous Institute affiliated to RGPV, Bhopal)
 M.E. (Construction Technology & Management)

W.E.F JULY 2017

For batches admitted in July, 2017 (to be implemented in July, 2017)

II Semester

Total credit = 32

S.No.	Subject Code	Name of Subject	L	T	P	Credits	Maximum Marks (Theory Slot)			Maximum Marks (Practical Slot)		Total Marks
							End Sem. Exam	Tests (two)	Assignment/Quiz	End Sem. Practical/Viva	Practical Record / Assignment / Quiz / Presentation	
1	510201	Construction Techniques	3	1	-	4	70	20	10	-	-	100
2	510202	Construction Economics & Finance	3	1	-	4	70	20	10	-	-	100
3	510203	Construction Cost Management	3	1	-	4	70	20	10	-	-	100
4	510204	Project Management	3	1	-	4	70	20	10	-	-	100
5	510205	Project Planning Scheduling and Controls	3	1	-	4	70	20	10	-	-	100
6	510206	Computer Lab - II	-	-	6	6	-	-	-	90	60	150
7	510207	Construction Lab - II	-	-	6	6	-	-	-	90	60	150
	Total		15	5	12	32	350	100	50	180	120	800

L : Lecture, T : Tutorial, P : Practical



 A. E.

 P.

 R.

 11/11/17

MADHAV INSTITUTE OF TECHNOLOGY & SCIENCE, GWALIOR-S
 (A UGC Autonomous Institute affiliated to RGPV, Bhopal)
 M.E. (Construction Technology & Management)

W.E.F JULY 2017

For batches admitted in July, 2016 (to be implemented in July, 2017)

IV Semester

Total Credit = 20

S.No.	Subject Code	Name of Subject	L	T	P	Credits	Maximum Marks (Theory Slot)			Maximum Marks (Practical Slot)		Total Marks
							End Sem. Exam	Tests (two)	Assignment/ Quiz	End Sem. Practical/ Viva	Practical Record / Assignments / Quiz/ Presentation	
1	MCTD 941	Dissertation evaluation & defense	-	-	-	20	20	-	-	300	200	500
	Total		-	-	-	20	20	-	-	300	200	500

L : Lecture, T: Tutorial, P : Practical





 P.S.

MADHAV INSTITUTE OF TECHNOLOGY & SCIENCE, GWALIOR-5
 (A UGC Autonomous Institute affiliated to RGPV, Bhopal)
 M.E. (Structural Engineering)

W.E.F JULY 2017

For batches admitted in July, 2017 (to be implemented in July, 2017)

I Semester

Total credit = 32

S.No.	Subject Code	Name of Subject	Period Per Week			Credits	Maximum Marks (Theory Slot)			Maximum Marks (Practical Slot)			Total Marks
			L	T	P		End Sem. Exam	Tests (two)	Assignme nt/ Quiz	End Sem. Practical/ Viva	Practical Record / Assignment / Quiz/ Presentation		
1	520101	Advanced Structural Analysis	3	1	-	4	70	20	10	-	-	100	
2	520102	Materials & Equipments	3	1	-	4	70	20	10	-	-	100	
3	520103	Quantitative Methods	3	1	-	4	70	20	10	-	-	100	
4	520104	Advanced R.C. Design	3	1	-	4	70	20	10	-	-	100	
5	520105	Functional Planning Building Services & Maintenance Management	3	1	-	4	70	20	10	-	-	100	
6	520106	Lab- I (CAD-I)	-	-	6	6	-	-	-	90	60	150	
7	520107	Lab-II (Material Testing-I)	-	-	6	6	-	-	-	90	60	150	
Total			15	5	12	32	350	100	50	180	120	800	

L : Lecture, T: Tutorial, P: Practical

The bottom section of the page contains several handwritten signatures and initials in black ink. From left to right, there are approximately seven distinct marks, including what appears to be a signature 'Anil', another signature 'M. S. Mishra', and several other initials and signatures.

MADHAV INSTITUTE OF TECHNOLOGY & SCIENCE, GWALIOR-5
 (A UGC Autonomous Institute affiliated to RGPV, Bhopal)
 M.E. (Structural Engineering)

W.A.E.F JULY 2017

For batches admitted in July, 2016 (to be implemented in July, 2017)

IV Semester

Total credit = 20

S.No.	Subject Code	Name of Subject	Period Per Week			Credits	Maximum Marks (Theory Slot)			Maximum Marks (Practical Slot)		Total Marks
			L	T	P		End Sem. Exam	Tests (two)	Assignment/ Quiz	End Sem. Practical/ Viva	Practical Record / Assignment / Quiz/ Presentation	
1	MSTD941	Dissertation	-	-	20	20	-	-	-	300	200	500
	Total		-	-	20	20	-	-	-	300	200	500

L : Lecture, T: Tutorial, P : Practical

Handwritten signature

Handwritten signature

Handwritten signature

Handwritten signature and date
 25/11/17

Handwritten mark

MADHAV INSTITUTE OF TECHNOLOGY & SCIENCE, GWALIOR-5
(A UGC Autonomous Institute affiliated to RGPV, Bhopal)

M.Tech. (Environmental Engg.)

W.E.F JULY 2017

For batches admitted in July, 2017 (to be implemented in July, 2017)

I Semester

Total credit = 32

S.No.	Subject Code	Name of Subject	Period Per Week			Credits	Maximum Marks (Theory Slot)				Maximum Marks (Practical Slot)		Total Marks
			L	T	P		End Sem. Exam	Tests (two)	Assignment/Quiz	End Sem. Practical/ Viva	Practical Record / Assignment / Quiz/ Presentation		
1	530101	Environmental Chemistry & Microbiology	3	1	-	4	70	20	10	-	-	-	100
2	530102	Materials & Equipments	3	1	-	4	70	20	10	-	-	-	100
3	530103	Quantitative Methods	3	1	-	4	70	20	10	-	-	-	100
4	530104	Solid Waste Management	3	1	-	4	70	20	10	-	-	-	100
5	530105	Functional Planning Building Services & Maintenance Management	3	1	-	4	70	20	10	-	-	-	100
6	530106	Lab.-1 Computer Lab.-1	-	-	6	6	-	-	-	-	90	60	150
7	530107	Lab-2 Env. Lab.-1	-	-	6	6	-	-	-	-	90	60	150
Total			15	5	12	32	350	100	50	180	120	800	

L : Lecture, T : Tutorial, P : Practical

Handwritten signatures and initials

Handwritten signatures and initials

MADHAV INSTITUTE OF TECHNOLOGY & SCIENCE, GWALIOR-5
(A UGC Autonomous Institute affiliated to RGPV, Bhopal)

M.Tech. (Environmental Engg.)

W.E.F JULY 2017

For batches admitted in July, 2017 (to be implemented in July, 2017)

II Semester

Total credit = 32

S.No.	Subject Code	Name of Subject	Period Per Week			Credits	Maximum Marks (Theory Slot)				Maximum Marks (Practical Slot)			Total Marks
			L	T	P		End Sem. Exam	Tests (two)	Assignment/Quiz	End Sem. Practical/Viva	Practical Record / Assignment / Quiz/ Presentation			
1	530201	Air Pollution and Sound Pollution	3	1	-	4	70	20	10	-	-	-	100	
2	530202	Advanced Treatment Process - I (Water Supply Engg.)	3	1	-	4	70	20	10	-	-	-	100	
3	530203	Advanced Treatment Process - II (Sanitary Engg.)	3	1	-	4	70	20	10	-	-	-	100	
4	530204	Project Management	3	1	-	4	70	20	10	-	-	-	100	
5	530205	Environmental Impact Assessment & ethics	3	1	-	4	70	20	10	-	-	-	100	
6	530206	Lab-1 Computer Lab.-II	-	-	6	6	-	-	-	-	90	60	150	
7	530207	Lab-2 Env. Lab.-II	-	-	6	6	-	-	-	-	90	60	150	
Total			15	5	12	32	350	100	50	180	120	800		

L: Lecture, T: Tutorial, P: Practical

21     

MADHAV INSTITUTE OF TECHNOLOGY & SCIENCE, GWALIOR-5
 (A UGC Autonomous Institute affiliated to RGPV, Bhopal)

M.Tech. (Environmental Engg.)

W.E.F JULY 2017

For batches admitted in July, 2016 (to be implemented in July, 2017)

IV Semester

Total credit = 20

S.No.	Subject Code	Name of Subject	Period Per Week			Credits	Maximum Marks (Theory Slot)			Maximum Marks (Practical Slot)			Total Marks
			L	T	P		End Sem. Exam	Tests (two)	Assignm ent/ Quiz	End Sem. Practical/ Viva	Practical Record / Assignment / Quiz/ Presentation		
1	MEND941	Dissertation	-	-	20	20	-	-	300	-	200	500	
	Total		-	-	20	20	-	-	300	-	200	500	

L : Lecture, T : Tutorial, P : Practical



 Several handwritten signatures and initials are present, including a large signature that appears to be 'Anil' and another that looks like 'M. S. Mishra'. There are also some scribbles and initials in the right margin.

MADHAV INSTITUTE OF TECHNOLOGY & SCIENCE, GWALIOR
(A UGC-Autonomous Institute affiliated to RGPV, Bhopal)


B.E. III Semester (Civil Engineering)

W.E.F JULY 2017

For batches admitted in July-15 & July-16 (to be implemented in July, 2017)

Subject wise distribution of marks and corresponding credits

S.No.	Subject Code	Subject Name	Maximum Marks Allotted				Total Marks	Contact Periods per week			Total Credits	
			Theory Slot		Practical Slot			L	T	P		
			End Sem.	Mid Sem.	Quiz/ Assignment	End Sem.						Lab Work & Sessional
1.	BCEL - 301	Mathematics-III	70	20	10	-	-	3	1	-	4	
2.	BCEL - 302	Surveying - II	70	20	10	30	20	2	1	2	4	
3.	BCEL - 303	Transportation Engineering - I	70	20	10	30	20	2	1	2	4	
4.	BCEL - 304	Concrete Technology	70	20	10	30	20	2	1	2	4	
5.	BCEL - 305	Building Design Drawing & Town Planning	70	20	10	-	-	3	1	-	4	
6.	BCEP - 306	Civil Engineering Drawing Lab	-	-	-	30	20	-	-	-	4	2
7.	BCES - 307	Seminar/ Presentation/ GD	-	-	-	-	50-	-	-	-	4	2
8.	BCES - 308	Integrated Ethics and Attitude**	-	-	-	-	50	-	-	-	4	2
9.		NSS/NCC**	-	-	-	-	-	-	-	-	-	Qualifier
Total			350	100	50	120	180	12	5	18	26	



 23

MADHAV INSTITUTE OF TECHNOLOGY & SCIENCE, GWALIOR
(A UGC-Autonomous Institute affiliated to RGPV, Bhopal)

B.E. IV Semester (Civil Engineering)

W.E.F JULY 2017

For batches admitted in July, 15 & July, 16 (to be implemented in July, 2017)

Subject wise distribution of marks and corresponding credits

S. No.	Subject Code	Subject Name	Maximum Marks Allotted					Total Marks	Contact Periods per week			Total Credits
			Theory Slot		Practical Slot				L	T	P	
			End Sem.	Mid Sem.	Quiz/ Assignment	End Sem.	Lab Work & Sessional					
1.	BCEL - 401	Quantity Surveying & Costing	70	20	10	-	-	100	3	1	-	4
2.	BCEL - 402	Fluid Mechanics - I	70	20	10	30	20	150	2	1	2	4
3.	BCEL - 403	Environmental Engineering - I	70	20	10	30	20	150	2	1	2	4
4.	BCEL - 404	Building Material & Construction	70	20	10	30	20	150	2	1	2	4
5.	BCFL - 405	Strength of Materials	70	20	10	-	-	100	3	1	-	4
6.	BCEP - 406	Material Testing Lab	-	-	-	30	20	50	-	-	4	2
7.	BCES - 407	Idea Generation**	-	-	-	-	50	50	-	-	4	2
8.	BCES - 408	Communication Skills**	-	-	-	-	50	50	-	-	4	2
9.		NSS/NCC	-	-	-	-	-	-	-	-	-	Qualifier
Total			350	100	50	120	180	800	12	5	18	26



 No. 





 Date 

 Page 

MADHAV INSTITUTE OF TECHNOLOGY & SCIENCE, GWALIOR
(A UGC-Autonomous Institute affiliated to RGPV, Bhopal)

B.E. V Semester Civil Engineering

W.E.F JULY 2017



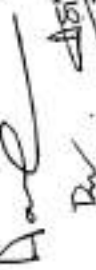

For batches admitted in July, 15 & July, 16 (to be implemented in July, 2017)

Subject wise distribution of marks and corresponding credits

S.No.	Subject Code	Subject Name	Maximum Marks Allotted					Contact Periods per week			Total Credits	
			Theory Slot		Quiz / Assignment	Practical Slot End Sem	Lab work & Sessional	Total Marks	Contact Periods per week			
			End Sem	Mid Sem					L	T		P
1.	BCEL - 501	Elective - I* (Construction Planning and Management)	70	20	10	-	-	100	3	1	-	4
2.	BCEL - 502	Elective - I* Traffic Engineering										
3.	BCEL - 503	Water Resources Engineering - I	70	20	10	-	-	100	3	1	-	4
4.	BCEL - 504	Fluid Mechanics - II	70	20	10	30	20	150	3	1	2	5
5.	BCEL - 505	Structural Design & Drawing - I (RCC)	70	20	10	30	20	150	3	1	2	5
6.	BCEL - 506	Theory of Structures - I	70	20	10	30	20	150	3	1	2	5
7.	BCEP - 507	Civil Lab	-	-	-	30	20	50	-	-	2	1
8.	BCFS - 508	Self Study (Internal Assessment)	-	-	-	-	50	50	-	-	2	1
9.	BCES - 509	Seminar & Group Discussion (Internal Assessment)	-	-	-	-	50	50	-	-	2	1
		Total	350	100	50	120	180	800	15	5	12	26

* Out of given elective course only one course will be opted by the student

Note: 01 Theory period = 01 Credit; 02 Practical Periods = 01 Credit

27




 Anand
 Anand
 Anand
 Anand

MADHAV INSTITUTE OF TECHNOLOGY & SCIENCE, GWALIOR
(A UGC-Autonomous Institute affiliated to RGPV, Bhopal)

B.E. VI Semester Civil Engineering

W.E.F JULY 2017

For batches admitted in July, 15 & July, 16 (to be implemented in July, 2017)

Subject wise distribution of marks and corresponding credits

S. No.	Subject Code	Subject Name	Maximum Marks Allotted				Total Marks	Contact Periods per week			Total Credits
			Theory Slot		Practical Slot			L	T	P	
			End sem	Mid Sem	Quiz/ Assignment	End Sem					
1.	BCEL - 601	Principles of Management & Economics	70	20	10	-	-	3	1	-	4
2.	BCEL - 602	Elective - II * Solid Waste, Air & Noise Pollution	70	20	10	-	-	3	1	-	4
3.	BCEL - 603	Elective - II * Environmental Impact Assessment & Ethics	70	20	10	-	-	3	1	-	4
4.	BCEL - 604	Geotechnical Engineering - I	70	20	10	30	20	3	1	2	5
5.	BCEL - 605	Structural Design & Drawing - II (Steel)	70	20	10	30	20	3	1	2	5
6.	BCEL - 606	Theory of Structures - II	70	20	10	30	20	3	1	2	5
7.	BCEP - 607	Minor Project	-	-	-	30	20	-	-	2	1
8.	BCES - 608	Self Study (Internal Assessment)	-	-	-	-	50	-	-	2	1
9.	BCES - 609	Seminar & Group Discussion (Internal Assessment)	-	-	-	-	50	-	-	2	1
		Total	350	100	50	120	180	15	5	12	26

* Out of given elective course only one course will be opted by the student

Note: 01 Theory period = 01 Credit; 02 Practical Periods = 01 Credit

26

 Approved: _____
 Assessor: _____
 7/17/17

MADHAV INSTITUTE OF TECHNOLOGY & SCIENCE, GWALIOR
(A UGC-Autonomous Institute affiliated to RGPV, Bhopal)

B.E. VIII Semester Civil Engineering

W.E.F. JULY 2017

For batches admitted in July, 14 and before (to be implemented in July, 2017)

Subject wise distribution of marks and corresponding credits

S. No.	Subject Code	Name of Subject	Maximum Marks				Credits Allotted Subject Wise			Total Credits	Remarks	
			Theory Slot		End Sem	Lab work & Sessional	L	T	P			
			End Sem.	Mid Sem.								Quiz /Assignment
1.	CEL - 801	Advance Structural Design-I (Steel)	70	20	10	30	20	3	1	2	6	150
2.	CEL - 802	Hydraulic Structures	70	20	10	30	20	3	1	2	6	150
3.	CEL - 803	Geotechnical Engineering - II	70	20	10	30	20	3	1	2	6	150
4.	CEL - 804	Elective-II (Building Environment & Services)	70	20	10	-	-	3	1	-	4	100
5.	CEP - 805	Major Project	-	-	-	100	100	-	-	8	8	200
6.	CEP - 806	General Proficiency	-	-	-	50	-	-	-	2	2	50
		Total	280	80	40	240	160	12	4	16	32	800

L : Lecture, T : Tutorial, P : Practical

28

 A. K. Mishra
 A. K. Mishra
 7/17/17

Syllabus

Subject: Basic Civil Engg. & Engg. Mechanics

Subject Code: 100205

Class: B.E. 1st Year

Objectives:

1. To understand the utility of various types of building materials.
2. To understand the location, construction detail and suitability of various building elements.
3. To determine the location of object on ground surface.
4. To stabilize the position of various object.
5. To understand the effects of system of forces on rigid body in static conditions.
6. Analysis of determinate structure (beam & truss)

Course contents:

Unit- I

Building Materials: Stones, bricks, cement, timber - types, properties, test & uses, Introduction of concrete properties & Laboratory tests on concrete, curing of concrete and mortar Materials.

Unit- II

Surveying & Positioning: Introduction to surveying, Survey stations, Measurement of distances- conventional and EDM methods, Measurement of directions by different methods, Measurement of elevations by different methods, reciprocal leveling.

Unit- III

Mapping & Sensing : Mapping details and contouring, Plane tables and related devices. Introduction of Theodolite. Measurement of areas and volumes, application of measurements in quantity computations, Introduction of remote sensing and its applications.

Unit- IV

Forces and Equilibrium: Graphical and Analytical Treatment of Concurrent and non concurrent co-planer forces, free body Diagram, Force Diagram and Bow's notations, Application of Equilibrium Concepts: Analysis of plane Trusses, method of joints, method of Sections. Frictional force in equilibrium problems.

Unit- V

Centre of Gravity and moment of Inertia: Centroid and Centre of Gravity, Moment of Inertia of Composite section , Radius of Gyration, Introduction to product of Inertia and Principle Axes.

Support Reactions, Shear force and bending moment diagram for cantilever & simply supported beam with concentrated, distributed load and Couple.

[Handwritten signatures and initials at the bottom of the page, including names like 'Sujit Kumar', 'D. P. ...', 'M. ...', 'A. ...', 'M. ...', and 'D. ...' with dates like '29']

Outcomes:

1. An ability to apply knowledge of mathematics, science and engineering.
2. An ability to design and conduct experiments, as well as to analyze and interpret data.
3. An ability to design a system, component, or process to meet desired needs within realistic constraints such as economic, environmental, social, political, ethical, health and safety, manufacturability and sustainability.
4. An ability to function on multidisciplinary teams.
5. An ability to identify, formulate and solve engineering problems.
6. An understanding of professional and ethical responsibility.
7. An ability to communicate effectively.
8. The broad education necessary to understand the impact of engineering solution in a global, economic, environmental and societal context.
9. A recognition of the need for and an ability to engage in life long learning.
10. A knowledge of contemporary issues.
11. An ability to use the techniques, skills and modern tools necessary for engineering practice.
12. The program makes familiar with current & emerging socio-economic issues which civil engg. is practiced.
13. The program makes them aware of professional ethics & their societal responsibilities for sustainable growth.
14. Able to get good score in qualifying & competitive exams.

Reference Books:

1. S. Ramamrutam & R. Narayan; Basic Civil Engineering, Dhanpat Rai Pub.
2. Prasad I.B., Applied Mechanics, Khanna Publication
3. Punmia, B.C., Surveying, Standard book dept.
4. Shesha Prakash and Mogaveer, ; Elements of Civil Engg. & Engg. Mechanics; PHI
5. S.P. Timoshenki. Mechanics of structure, East West press Pvt.Ltd.
6. Surveying by Duggal - Tata Mc Graw Hill New Delhi
7. Global Positioning System Principles and application - Gopi, TMH
8. R.C. Hibbler - Engineering Mechanics =: Statics & Dynamics
9. A. Borese & Schmidt - Engineering Mechines - statics dynamics, Thomson Books
10. R.K. Rajput, Engineering Mechanics S. Chand & Co.

Sujit Kumar

[Handwritten signatures and initials]

Course Code: BCEL – 302

Course Name: Surveying - II

L	T	P	Credit
2	1	2	4

Course Objectives:

- 1) To understand the working of theodolite.
- 2) To understand the determination of heights & distances by tacheometry.
- 3) To understand various types of curves used in practice.
- 4) To provide knowledge on setting out civil engineering works & detailed field surveying.
- 5) To understand the concepts of hydrographic & photographic surveying.

Syllabus:

Unit-I

Traversing by theodolite, Fieldwork checks, traverse computations, latitude and departures, computations of co-ordinates, plotting & adjustment of traverse. Omitted measurements. Trigonometrical levelling, precise levelling.

Unit II: Tacheometry

Tacheometric systems and principles, stadia system, uses of anallactic lens, tangential system, substance system, instrument constant, field work reduction, direct reading tacheometers, use of tacheometry, accuracy.

Unit III: Curves:

Classification and use, elements of circular curves, setting out curves by offsets and by theodolites, obstacles and special problems, compound curves, reverse curves, transition curves, cubic spiral and lemniscate, vertical curves, computation and setting out.

Unit IV: Control Surveys

Providing frame work of control points, triangulation principle, forms of framework, reconnaissance survey, selection and making of stations, Control line, baseline measurement & corrections, flexible apparatus and corrections, computation of sides, precise traversing,

Unit V: Hydrographic Surveying & Photographic Surveying:

Soundings, methods of observations, computations and plotting, Principles of photographic surveying – aerial photography, tilt and height distortions, uses.

Course Outcomes:

Upon completion of the course, the students will be able to:

- 1) Develop the skills of using theodolite in the construction survey.
- 2) Develop the skill of curve setting & setting out of works.
- 3) Prepare contour maps in digital form using the Total Station & GPS data.
- 4) Make alignment of roads, canal, railway line & other civil engineering works.
- 5) Work as surveyor for land and revenue related works.

[Handwritten signatures and marks at the bottom of the page, including a large signature on the right and several smaller ones on the left.]


6) Understand the concepts of hydrographic & photographic surveying.

Books Recommended:

- i) R.E. Devise, Surveying theory & Practice, Mc Graw Hill, New York
- ii) David Clark & J Clendinning, Plane & Geodetic surveying Vol. I & II, Constable & C. London.
- iii) S.K. Roy, Fundamentals of surveying, Prentice – Hall of India New Delhi
- iv) B.C. Punmia, Surveying Vol. I, II, III, Laxmi Publications New Delhi
- v) K.R. Arora, Surveying Vol. I & II, Standard book House, New Delhi

List of Experiments:

- 1. Measurement of horizontal and vertical angle by Vernier Theodolite.
- 2. Theodolite traversing.
- 3. Determination of R.L. of a point whose base is accessible by Trigonometrical levelling.
- 4. Determination of R.L. of a point whose base is inaccessible by Trigonometrical levelling.
- 5. Determination of tachometric contents in field.
- 6. Determination of height & distance by using Tangential tachometry
- 7. Determination of height & distance by Stadia method of tachometry.
- 8. Measurement of base line by using Substance Bar.
- 9. Setting out of a simple circular curve by using Rankine's method.
- 10. Setting out of a simple circular curve by using Offset from the chord produced or deflection distance.
- 11. Determination of horizontal & Vertical position of a point by Total Station.
- 12. Traversing by Total Station.



Handwritten signatures and marks at the bottom of the page, including a large signature on the left, a smaller one in the middle, and another on the right. There is also a small number '2' in the center.

Course Code: BCEL – 303

Course Name: Transportation Engineering - I

L	T	P	Credit
2	1	2	4

Course Objectives:

- 1) To understand the planning aspects of roads & highways.
- 2) To understand the geometric aspects of roads & highways.
- 3) To know the design aspects of various layers and components of pavement.
- 4) To understand the construction process and methods of roads & highways.
- 5) To understand the requirements of airport, runway & taxiway.
- 6) To understand the requirements of lighting & signal & traffic control at airports.

Syllabus:

Unit – I Highway planning, Alignment & Geometric Design:

Principles of highway planning, road planning in India and financing of roads. Surveys for highway location. Cross sectional elements-width, camber, super-elevation, sight distances, extra widening at curves, horizontal and vertical curves. Important I.R.C. specification.

Unit – II Bituminous & Cement Concrete Pavements:

Design of flexible pavements, design of mixes and stability, surface dressing, interfacial treatment – seal coat, tack coat, prime coat, wearing coat, grouted macadam, bituminous concrete specification, construction and maintenance. Advantages and disadvantages of rigid pavements, general principles of design, types, construction, maintenance and joints. Brief study of recent developments in cement concrete pavement design, Fatigue and reliability.

Unit – III Highway Construction, Stabilization, Drainage of Roads, Traffic Engg. & Transportation Planning:

Principles of stabilization, mechanical stabilization, advantages, disadvantages and uses. Macadam roads-types, specifications, construction, maintenance and causes of failures. Surface and sub-surface drainage, highway materials-properties and testing etc. Channelized and unchannelised intersections at grade and grade separated intersection description, rotary-design elements, advantages and disadvantages, marking, signs and signals, street lighting. Principles of planning, inventories, trip distribution, model split traffic assignment, plan preparation and elevation.

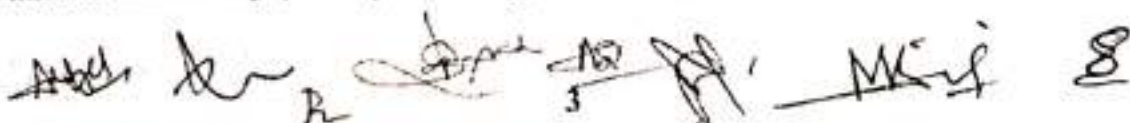
Unit – IV Airport Planning, Runway, & Taxiway:

Airport site selection air craft characteristic and their effects on runways alignments, wind rose diagrams, basic runway length and corrections, classification of airports. Geometrical elements taxi ways and runways, pattern of runway.

Unit – V Airport Obstructions, Lighting & Traffic Control:

Zoning regulations, approach area, approach surface-imaginary, conical, horizontal and transitional surfaces. Rotating beacon boundary lights, approach lights, runway and taxiway highway lighting etc. instrumental landing system, precision approach radar, VOR enroute traffic control.

33



Course Outcomes:

Upon completion of the course, the students will be able to:

- 1) Select the best alignment out of various alternatives.
- 2) Calculate the sight distance required for the safe movement and overtaking.
- 3) Decide the geometrical aspects of Highway and Permanent way.
- 4) Know the design & construction of Road pavements.
- 5) Understand various types of traffic regulatory mechanism i.e. signal rotaries etc.
- 6) Enable to run operate & maintain air port runway & taxiway and to control air traffic.

Books Recommended:

- i) Highway Engineering by Gurucharan Singh
- ii) Principles of Pavement Design by E.J. Yoder & M.W. Witzech
- iii) Highway Engineering by S.K. Khanna & C.E.G. Justo
- iv) Airport Planning & Design by S.K. Khanna & M.G. Arora
- v) Foresch, Charles "Airport Planning"
- vi) Horonjeff Robert "The Planning & Design of Airports"
- vii) Sharma & Sharma, Principles of Practice of Highway Engg.
- viii) Teng, Functional Design of Pavements
- ix) Principle & practices of Highway Engineering by L.R. Kadiyali
- x) Traffic Engineering & Transportation Planning by L.R. Kadiyali

List of Experiments:

1. Aggregate Crushing Value Test
2. Determination of Aggregate Impact Value
3. Determination of Los Angeles Abrasion Value
4. Determination of flakiness index and elongation index of aggregates.
5. Determination of California Bearing Ratio Value
6. Determination of Penetration Value of Bitumen
7. Determination of Viscosity of Bituminous Material
8. Determination of Softening Point of Bituminous Material
9. Determination of Ductility of the Bitumen
10. Determination of Flash Point and Fire Point of Bituminous Material
11. Determination of Bitumen Content by Centrifuge Extractor
12. Determination of Stripping Value of Road Aggregate
13. Determination of Marshall Stability Value for Bitumen

[Handwritten signatures and initials]

Course Code: BCEL – 304

Course Name: Concrete Technology

L	T	P	Credit
2	1	2	4

Course Objectives:

- 1) To study the properties of concrete ingredients i.e. cement. Sand and Coarse aggregate by conducting different tests.
- 2) To conduct the field and laboratory tests on concrete in plastic and hardened state.
- 3) To design economic mix proportion for different exposure conditions and intended purposes as per relevant IS Codes.
- 4) To select of different types of admixtures to improve the properties of concrete for different field applications.
- 5) To estimate strength of existing RCC structures using NDT.

Syllabus:

Unit-I Ingredients of Concrete:

Portland Cement: Chemical composition of cement, Hydration of cement, setting of cement, tests on physical properties of cement Fineness.

Cement: Types of Portland cement – Ordinary Portland cement – Rapid Hardening Portland cement – low heat Portland cement- Sulphate Resisting cement – Portland Blast furnace cement- Super Sulphated cement- Portland Pozzolana cements and Pozzolanas: Fly ash; use of pozzolanas, white cement, Expansive cements – High alumina cement.

Aggregates: General classification of aggregates, natural and artificial aggregates, particle shape and texture, bond of aggregate, strength of aggregate, Mechanical properties of aggregate, specific gravity, Bulk density, porosity and absorption of aggregate, moisture content of aggregate, Bulking of sand deleterious substances in aggregates, organic impurities. Soundness of aggregates, Alkali-aggregate reaction, Alkali carbonate reaction, sieve analysis – Grading curves, Fineness modulus, Grading requirements, Grading of fine and coarse aggregates and Gap graded aggregates. Thermal properties of aggregates.

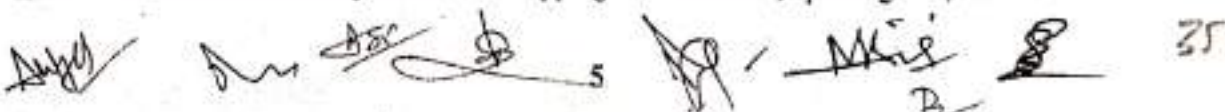
Admixtures: Introduction, functions of admixtures, classification of admixtures, Accelerators, Retarders, Water Reducing Agents, Super plasticisers.

Unit-II Fresh and Hardened Concrete:

Fresh Concrete: Workability of concrete, factors affecting workability, measurement of workability using slump test, Compaction factor test, Flow test, Vee-Bee Test, Ball penetration test, Nasser's °K- probe test, Segregation and Bleeding of concrete, Mixing of concrete, Vibration of concrete, Different types of mixers and vibrators. Concreting in Hot weather and Cold weather.

Hardened Concrete: Compressive & Flexural strength of concrete, Stress and strain characteristics of concrete, drying shrinkage of concrete, Creep of concrete, Permeability and durability of concrete, Fire resistance of concrete, Thermal properties of concrete. Micro-cracking of concrete, methods of curing, Influence of temperature on strength, Fatigue & Impact strength of concrete.

Unit-III Testing & Quality Control of Concrete: (a) Compression tests-cube test, Cylinder test, effect of end conditions on specimen and capping. Flexure test, splitting test, influence of size of



specimen on strength, rebound hammer test, penetration resistance test, Pull-out-test, ultrasonic pulse velocity test.

(b) Field control for Quality of Concrete, Advantages of Quality Control, Statistical quality control, Measure of variability & its applications, Quality management in concrete construction.

Unit-IV

Concrete Mix Design: Basic considerations, factors in the choice of mix proportions, design of standard concrete mixes by IS code methods, design for strength in flexure.

Equipments for concrete production: Different types of crushers, Screens, Batchers, mixers, vibrators, Belt conveyors, Concrete pumps, modern equipments, formworks, shuttering.

Unit-V

Special Concretes: High strength concrete, High performance concrete, Fibre reinforced concrete, Ready mixed concrete, Pumped concrete, Polymer concrete, Concrete for code climate, mass concreting composites, Sulphur infiltrated concrete, Ferro cement, Light weight concrete, High density concrete, Cellular foam concrete, recent advances in concrete manufacturing.

Course Outcomes:

Upon completion of the course, the students will be able to:

- 1) Test the ingredients of concrete as per IS code. \
- 2) Design concrete mix of different grades.
- 3) Determine properties of fresh concrete.
- 4) Determine properties of hardened concrete.
- 5) Select suitable types of admixtures to improve the properties of concrete for different field applications.
- 6) Carry out inspection & measurement of strength of old RCC Structure.

Books Recommended:

- i) Neville M. Properties of Concrete, ELBS
- ii) Shetty, Concrete Technology
- iii) Gambhir, Concrete Technology
- iv) Varshney, Concrete Technology
- v) Naway E.G., Concrete Construction Engineering Hand Book
- vi) D.F. Orchard, Concrete Technology
- vii) F.M. Lue, "Chemistry of Cement & Concrete".

List of Experiments:

1. Determination of properties of cement, sand & aggregate.
2. Determination of workability of concrete by slump test.
3. Determination of workability of concrete by compacting factor apparatus.
4. Determination of workability by Vee Bee consistometer.
5. Non destructive testing of concrete by Rebound Hammer Test.
6. Test for the effect of admixtures on the concrete compressive strength.

36



Course Code: BCEL - 305

Course Name: Building Design Drawing & Town Planning

L	T	P	Credit
3	1	0	4

Course Objectives:

- 1) To prepare students with the knowledge and understanding of Details of various building components.
- 2) To make students understand different types of flooring, materials of floor finishes and method of construction.
- 3) To facilitate students learn different types of stairs and roof systems.
- 4) To expose students to the building services and cost - effective construction.
- 5) To expose students regarding building bye-laws, rules & regulation of Building plans.
- 6) To make student understand salient principles of planning & architectural composition.

Syllabus:

Unit-1 Drawings of Building elements

Free-hand drawings of various building elements like, Various types of footings, Open foundations, grillage, pile, R.C.C. and Well foundations, Drawing & detailing of reinforcement in Building components, Drawings of door-Window frames, Various types of doors windows and ventilators, Lintels and Arches, Stairs and stair cases, Trusses, Floorings, Roofing, etc.

Unit-2 Building Planning

Provision of NBC, Building by-laws, Rules and regulations, Open area, Setbacks. F.A.R. Terminology, Principle of Architectural Composition (i.e. Unity, contrast, symmetry, Rhythm, Mass composition. etc.), Principles of planning, Orientation, Rules & Regulation of town & country planning.

Unit-3 Drawings of Buildings

Detailed drawings using Auto Cad Software (2D & 3D Plan, Front elevation, Side elevations, Sectional elevations) of Residential building, Institutional building and Commercial building. Detailing of doors, windows, ventilators, stairs etc. (School building, commercial complexes, Rest house / guest house, Health Centers, Institutional building, Residential building.

Unit-4 Town Planning

History & development of cities & towns, Types of towns & cities i.e. Ribbon development, Satellite town, Centralized, Garden city etc, Problems of metro cities, case study - Chandigarh, Gandhinagar Pondicherry etc., planning of cities & amenities, smart city concept, Integrated facilities requirement for smart cities.

Course Outcomes:

Upon completion of the course, the students will be able to:

- 1) Identify and decide upon the usage of different building materials in practice.
- 2) Select suitable types of floorings and flooring materials.

(37)



- 3) Decide upon the types of stairs and roofs for different types of buildings based on their usage.
- 4) Have exposure to the different services for buildings and also about the different cost effective construction techniques.
- 5) Draw working drawings of various components of building.
- 6) Make workable planning & draw workable drawing of various types of buildings.
- 7) To execute work at site in accordance to Drawing.

Books Recommended:

- Building Design and Drawing by Mallick and Mao
- Building Drawing and Design by Sah, Kale and Pathi
- Building Design and Drawing by Gurucharan Singh
- Building Design and drawing by Y.S.Sane
- N.B.C(Latest Edition).
- Auto cad Software & Manual.

Subhl

A
A

⊕

M King

⊕

⊕

⊕

Course Code: BCEP- 306

Course Name: Civil Engineering Drawing Lab

L	T	P	Credit
0	0	4	2

Course Objectives:

- 1) To draw plan, elevation & section of various components of a building.
- 2) To prepare sketches of various components of building like doors, windows etc.
- 3) To expose students to use software's like Auto cad in civil engineering drawing.

Syllabus: List of Practical's:

1. One drawing sheet containing Doors, Windows, Ventilators, Lintels, and Arches etc. using Auto cad
2. One drawing sheet containing Stairs, Foundations, and Trusses using Auto cad
3. One drawing sheet containing detailed planning of one/two room residential building (Common to all students)
4. Drawing sheets one each of residential and Institutional building using Auto cad
5. Sketches of various building components

Course Outcomes:

Upon completion of the course, the students will be able to:

- 1) Draw plan, elevation & section of various components of a residential & institutional building.
- 2) Use software in civil engineering drawing.
- 3) Develop the skills of a professional planner.

Handwritten signatures and initials:
A. Singh, B. Singh, C. Singh, D. Singh, E. Singh, F. Singh, G. Singh, H. Singh, I. Singh, J. Singh, K. Singh, L. Singh, M. Singh, N. Singh, O. Singh, P. Singh, Q. Singh, R. Singh, S. Singh, T. Singh, U. Singh, V. Singh, W. Singh, X. Singh, Y. Singh, Z. Singh.

Course Code: BCES – 307

Course Name: Seminar/ Presentation/ Group Discussion

L	T	P	Credit
0	0	4	2

Course Objectives:

- 1) To encourage students to read, study & understand different topics of civil engineering published in articles, literatures.
- 2) To help in presenting different topics of civil engineering and related subjects to supplement theoretical knowledge gained in class.
- 3) To make student acquire good oral & written communication skills.
- 4) To promote the habit of lifelong learning.
- 5) To prepare students develop adequate soft skills to be able to present their topic effectively to listeners.

Syllabus:

1. Any relevant topic related to civil engineering from within or beyond the syllabus.

Course Outcomes:

Upon completion of the course, the students will be able to:

- 1) Analyze & interpret about contemporary issues in civil engineering & its allied areas through literature survey.
- 2) Know about state of art & relevance of the topic in national & international arena.
- 3) Demonstrate good oral & written communication skills.
- 4) Comprehend problems and accordingly speak and defend their topic.
- 5) Produce poster and power point presentations for effective communication amongst stakeholders.

P
AS *AS* *AS* *AS* *AS* *AS*

40

Course Code: BCEL – 401

Course Name: Quantity Surveying & Costing

L	T	P	Credit
3	1	0	4

Course Objectives:

- 1) To work out the quantities of various items of civil works like buildings, culverts including steel girders etc.
- 2) To compute earthwork.
- 3) To understand detailed specifications and carry out analysis of rates.
- 4) To understand various methods of carrying out estimation.
- 5) To understand valuation process for fixing rent, depreciation etc.
- 6) To understand how to use computer in estimation & valuation.

Syllabus:

Unit I

Introduction

Purpose and importance of estimates, principles of estimating, methods of taking out quantities of items of work. Mode of measurement, measurement sheet and abstract sheet, bill of quantities. Types of estimate, plinth area rate, cubical content rate, preliminary, original, revised and supplementary estimates for different projects.

Unit II

- a) **Specifications of materials and works.**
- b) **Rate Analysis:** Task for average artisan, various factors involved in the rate of item, material and labour requirement for various trades, preparation for rates of important items of work, current schedule of rates (C.S.R)

Unit III

Estimates

Use of MS Excel spread sheet for estimation, preparing detailed estimates of various types of buildings, Long wall, Short wall & Center line method R.C.C Works, earth work calculations for roads and estimating of culverts, services for building such as water supply, drainage and electrification.

Unit IV

Cost of Works

Factors affecting cost of work, overhead charges, contingencies and work charge establishment, various percentages for different services in building. Development of Computer programmes for estimation & costing.

R

41

Unit -V

Valuation

Purposes, depreciation, sinking fund, scrap value, year's purchase, gross and net income, dual rate of interest, methods of valuation, rent fixation of buildings.


Course Outcomes:

Upon completion of the course, the students will be able to:

- 1) Prepare estimate of buildings, manhole, septic tanks, truss etc.
- 2) Compute earthwork.
- 3) Interpret specifications and work out rates.
- 4) Follow Departmental procedures.
- 5) Prepare tender specification etc.
- 6) Value the properties fixation of rate.

Books Recommended:

- i) Quantity Surveying & costing - B.N. Dutta
- ii) Estimating & Costing for Civil Engg. - G.S. Birdi
- iii) Quantity Surveying & Costing - Chakrobarthy
- iv) Estimating & Costing - S.C. Rangwala



Handwritten signature

Handwritten signature

Handwritten signature

Handwritten signature

Handwritten signature

Course Code: BCEI - 402

Course Name: Fluid Mechanics - I

L	T	P	Credit
2	1	2	4

Course Objectives:

- 1) To understand fluid properties and concept of fluid continuum.
- 2) To understand the concepts of kinematics & dynamics of fluid flow.
- 3) To apply fluid flow principles to various fluid flow problems.
- 4) To understand the mechanism of fluid measurement.
- 5) To understand the method of simulation & dimensional analysis.
- 6) To understand the concepts of laminar flow.

Syllabus:

Unit I

Review of Fluid Properties

Engineering units of measurement, density, specific weight, specific volume, specific gravity, surface tension, capillary, viscosity, bulk modulus of elasticity, pressure and vapour pressure.

Fluid Statics

Pressure at a point, pressure variation in static fluid, Absolute and gauge pressure, manometers, Forces on plane and curved surfaces (Problems - gravity dams and Tainter gates), buoyant force, Stability of floating and submerged bodies, Relative equilibrium.

Unit II

Kinematics of Flow

Types of flow-ideal & real, steady and unsteady, uniform & non-uniform, one, two and three dimensional flow, path lines, streamlines, streamlines and stream tubes, continuity equation for one and three dimensional flow, rotational & irrotational flow, circulation, stagnation point, separation of flow, sources & sinks, velocity potential, stream function, flownets-their utility & method of drawing flownets.

Unit III

Dynamics of Flow

Euler's equation of motion along a streamline and derivation of Bernoulli's equation, application of Bernoulli's equation, energy correction factor, linear momentum equation for steady flow, momentum equation, forces of fixed and moving vanes and other applications.

Fluid Measurements

Velocity measurement, flow measurement (Orifices, nozzles, mouth pieces, orifice meter, Nozzle meter, venturimeter, weirs and notches).

August *B* *43* *43*

Unit IV

Dimensional Analysis and Hydraulic Similitude

Dimensional analysis, dimensional homogeneity, use of Buckingham-pi theorem, calculation of dimensionless numbers, similarity laws, specific model investigations (submerged bodies, partially submerged bodies, weirs, spillways, etc.)

Unit V

Laminar Flow

Introduction to laminar, transition & turbulent flow, Reynolds experiment & Reynolds number, relation between shear & pressure gradient, laminar flow through circular pipes, laminar flow between parallel plates, laminar flow through porous media, Stokes law, Bach wash processing, Instability of laminar flow to turbulent flow.

Course Outcomes:

Upon completion of the course, the students will be able to:

- 1) Understand relationship among various fluid properties.
- 2) Analyze problems of static fluid.
- 3) Analyze problems of fluid in motion.
- 4) Apply governing principles and equations to different fluid flow problems in open channel.
- 5) Measure & estimate discharge in streams / channels.
- 6) Prepare model for testing & analysis of prototype.
- 7) Apply the concepts of laminar flow in solving various fluid flow problems.

Books Recommended:

- i) Fluid Mechanics by Modi & Seth – Standard Book House, Delhi
- ii) Fluid Mechanics by A.K. Jain – Khanna Publishers, Delhi
- iii) Fluid Mechanics by Streeter – Mc Graw Hill
- iv) Fluid mechanics by Girde & Mirazgaonkar – SCI Tech Publishers
- v) Fluid Mechanics by R.K. Bansal – Laxmi Publishers

List of Experiments:

1. Calibration of Venturimeter
2. Determination of C_c , C_d , C_v of Circular Orifice
3. Calibration of Mouth Piece
4. Calibration of Orifice Meter
5. Reynolds experiment for demonstration of stream lined & turbulent flow
6. Determination of Friction Factor for a pipe
7. Verification of Stoke's law.

Course Code: BCEL – 403

Course Name: Environmental Engineering - I

L	T	P	Credit
2	1	2	4

Course Objectives:

- 1) To understand the structure of drinking water supply systems, including water transport, treatment and distribution.
- 2) To make the students conversant with sources and its demand of water and calculate water quantity.
- 3) To determine various water quality characteristics, understand their significance & compare with existing water quality criteria and standards.
- 4) To expose students to understand the operation and maintenance of water supply system components including the design of pipelines and other components.
- 5) To provide adequate knowledge about the water treatment processes and its design.

Syllabus:

Unit- I Water demand (types variation, factors affecting), Design period, population forecasting methods, underground water quality & quantity, Pumping test, recuperation test, Tube wells (Types, development) yield of tube well, theims-formula, dupits formula, interference amongst well.

Unit- II Intake structures (location, types) conduits for transporting water, forces on conduits, types of pressure pipe, joints, corrosion of pipe (causes & control), pipe appurtenances, pumping of water, pumps character, types of pumps , Economical diameter of rising main, characteristics of water (laboratory method & effects) , water born diseases, standards for drinking water.

Unit- III Water treatment flow diagram, design, construction, working of (Aerators, screens, plain sedimentation tank, tube settlers), coagulants & coagulation, flocculation, feeding and mixing of coagulants, optimum dose of coagulants, design & working of clarrifloculator, filtration (Theory & types), Design, operation & construction of slow sands & Rapid sand gravity filters, pressure filters.

Unit- IV Disinfectants (types) & disinfection method of disinfection, chlorine & chlorine compounds, types of chlorination, Hardness (Causes & types), various methods of softening, Recarbonation, calculation of chemical requirements, Removal of colour, odour, Taste, Iron & manganese, algae removal, fluoridation /de fluoridation, desalination.

Unit- V Requirement of good distribution system, layout of distribution, methods of distribution, Distribution reservoir and calculation of its capacity, fixing size of pipe, Analysis of pipe networks (Hardy cross method, Equivalent pipe method), appurtenances used in distribution networks, water supply & plumbing system in building, Rural water supply.

Course Outcomes:

Upon completion of the course, the students will be able to:

- 1) List and describe the major physical chemical and biological characteristics of water.
- 2) Quantify the water requirement for various uses.
- 3) Design treatment unit for various parameter in water.

Handwritten signatures and marks:
A large signature on the left, a signature in the middle, and a signature on the right with the number "45" written below it.

- 4) Prepare an outlay of safe distribution of water.
- 5) Estimate quantity of chemicals required in treatment units.
- 6) Run maintain water supply scheme & water treatment plant.

Books Recommended:

- i) Water Supply & Sanitary Engg. – G.S. Birdie – Dhanpat Rai Publishing Company, (P) Ltd. New Delhi
- ii) Water Supply Engg. By B.C Punmia – Laxmi Publication (P) Ltd. New Delhi
- iii) Environmental Engg. – I – S. K. Garg – Khanna Publishers New Delhi.
- iv) Water & Waste Water Technology – Mark J Hammer – Prentice – Hall of India, New Delhi

List of Experiments:

- 1) Sampling Techniques for collection of water samples
- 2) Determination of pH value
- 3) Determination of acidity
- 4) Determination of alkalinity
- 5) Determination of Hardness (Total & permanent)
- 6) Determination of chlorides
- 7) Determination of sulphate
- 8) Determination of T.S., DS & SS
- 9) Determination of optimum dose of coagulants
- 10) Determination of Dissolved oxygen

[Handwritten signature]

[Handwritten signature]

[Handwritten signature]

[Handwritten signature]

[Handwritten signature]

[Handwritten signature]

[Handwritten signature]

Course Code: BCEL – 404

Course Name: Building Materials & Construction

L	T	P	Credit
2	1	2	4

Course Objectives:

1. To provide broad knowledge of manufacturing & testing methods of common building materials i.e. brick, stone etc.
2. To provide knowledge about various types & production of mortars and their application.
3. To understand the processing, selection, preservation of seasoning of timber.
4. To provide knowledge about selection & specification of ferrous & non ferrous material (construction material).
5. To provide knowledge on soil investigation, bearing capacity and its improvement and design of foundation, including selection of appropriate foundation.
6. To understand laying & construction of brick & stone masonry and various methods of damp proofing etc.
7. To provide knowledge about location & design of stair in various types of buildings.

Syllabus:

Unit I

Basic physical & mechanical properties of materials, Bricks (classification, characteristics, preparation of clay, manufacturing, testing, types), stones (classification, Quarrying, seasoning characteristics, testing, selection & uses, application, preservation)

Unit II

Wood & Timber, (Classification, Structure & characteristics, seasoning and its methods, defects & diseases, preservation & various treatment testing), wood products and their applications, cement and its chemical composition (Raw material, hydration, manufacturing process, testing, types of cement, storage & admixtures)

Unit III

Mortar (Classification, characteristics, functions of ingredients). Types of mortar and their uses grout, guniting, ferrous material (Pig iron, CI, Mild steel, wrought Iron stainless steel, compositions & proposition). Reinforced steel bars (classification, types, designation) Aluminium (its alloys & uses). Copper (its alloys & uses), Ceramics (classification, properties, commercial forms), Paint varnishes & enamels (types, composition, method of application, defects)

Unit IV

Soil (their investigation & testing). Bearing capacity (types, determination, and improvement methods). Foundation (its importance types & classification, pile foundation), Foundation design. Masonry construction, masonry classification, stone V/s brick masonry, Terms & Definition in stone & brick masonry, joints in stone masonry, dressing of stone. Brick masonry (bonds in brick masonry, characteristics of bonds, type of bonds), typical structures in brickwork, RBC

[Handwritten signatures and marks at the bottom of the page]

Unit V

Damp prevention (causes, effects, control & prevention techniques, material used for damp proofing), Anti termite treatment, water proofing treatment, Arches & lintels, stair & stair case, (types & design of stair case), Types of floor & flooring, Roof & roof covering.

Course Outcomes:

Upon completion of the course, the students will be able to:

1. Select suitable building material for construction.
2. Manage quality control of the construction of civil structures.
3. Perform field test & laboratory test on common materials.
4. Select suitable foundation on different type of soils to prevent defects in buildings.
5. Design & plan stair in Residential & commercial building.
6. Monitor construction & progress of quality construction.

Books Recommended:

1. Building materials By :- Mr. M.L. Gambhir, Tata Mc-graw Hil education Pvt. Ltd.
2. Building material By :-Mr. S.K. Duggal, New Age Publishers
3. Building construction By :- Mr. S.P.Arora, Bindra, Dhanpat Rai & Sons
4. Building construction By:- Mr. B.C. Punmia, A.K.Jain, Laxmi Publishers New Delhi
5. Building material By:-Mr. B.C. Punmia, Laxmi Publishers New Delhi

List of Experiments:

1. Water absorption & efflorescence of brick
2. Physical measurement of brick & tolerances (Dimension test)
3. Field testing on bricks
4. Crushing strength of bricks
5. Attrition/Impact
6. S.G. of stone
7. Determination of compressive strength of stone
8. Durability of stone
9. Static bending strength of Timber

Arches
R
S
M
A

Course Code: BCEL – 405

Course Name: Strength of Materials

L	T	P	Credit
3	1	0	4

Course Objectives:

- 1) To understand the concepts of simple and compound stresses and strains.
- 2) To understand the behaviour of elastic materials in bending, shear and torsion.
- 3) To understand the stability behaviour of long columns under axial load.
- 4) To understand the power transmission by shaft.
- 5) To understand stresses & strain developed in storage vessels
- 6) To calculate stresses / strain in statically indeterminate structures.

Syllabus:

Unit-I

Stress and Strains

Concept of Elastic body, stress and strain. Hooke's law various types of stress and strains. Elastic constants and their relation Stresses in compound bars, composite and tapering bars, temperature stresses.

Two-dimensional stress system. Normal and tangential stresses, Principal Planes, Principal Stresses and strains. Mohr's circle of stresses. Strain energy and theories of failure.

Unit - II

Theory of simple bending

Concept of pure bending and bending stress, equation of bending, Neutral axis, Section-Modulus, Bending stress distribution across a section, Shear Stresses in Beams, beams of uniform strength.

Unit-III

Torsion of Shafts

Concept of pure torsion, Torsion equation, Determination of shear stress and angle of twist of shafts of circular section, Hollow circular shafts. Combined bending and torsion. Open and closed springs, leaf spring and spiral spring.

Pressure Vessels

Thin cylinders and spheres. Stress due to internal pressure. Change in diameter and volumes.

Unit-IV

Columns and Struts

Euler's buckling load for uniform section, various end conditions. Slenderness Ratio. Merchant Ranking formulae, Eccentric loading on columns.

Unit-V

Deflection of statically determinate structure by Geometrical methods & Introduction of method of virtual work.


Course Outcomes:

Upon completion of the course, the students will be able to:

- 1) Analyze simple and compound stresses and strains.
- 2) Evaluate the stresses in bending shear and torsion
- 3) Analyze load withstand capacity of long column.
- 4) Analyze the stresses in thick and thin cylinders, compound cylinders.
- 5) Gain knowledge of analysis of statically indeterminate structure which is essential for its design.
- 6) Understand the behaviour of various types of structure under different types of forces & pressure.

Books Recommended:

- i) Strength of Materials by Timoshenko
- ii) Strength of Materials by Higdon Style
- iii) Strength of Materials by Sadhu Sigh
- iv) Strength of Materials by R. K. Bansal
- v) Strength of Materials Vol. I & II by B.C. Punmia



Handwritten signature

Handwritten symbol

Handwritten symbol

Handwritten symbols

Handwritten symbol

Handwritten symbol

Handwritten symbol

50.

Course Code: BCEP- 406

Course Name: Material Testing Lab

L	T	P	Credit
0	0	4	2

Course Objectives:

- 1) To carry out various tests to determine the strength & understand the nature of materials under different loading conditions.

Syllabus: List of Practical's:

1. Impact Test
2. Brinell Hardness Test
3. Behaviour of columns with Different End Conditions
4. Tensile test
5. Compression test
6. Flexure test
7. Shear test

Experiments by each student shall be recorded in his practical book & method for assessment.

Course Outcomes:

Upon completion of the course, the students will be able to:

- 1) Carry out impact test, hardness test, tensile test etc.
- 2) Understand the behaviour of different materials under various loading conditions.

[Handwritten signatures and initials]

Course Code: BCES – 407
Course Name: Idea Generation

L.	T	P	Credit
0	0	4	2

Course Objectives:

- 1) To encourage students to read, study & understand different topics of civil engineering published in articles, literatures.
- 2) To help in presenting different topics of civil engineering and related subjects to supplement theoretical knowledge gained in class.
- 3) To make student acquire good oral & written communication skills.
- 4) To promote the habit of lifelong learning.
- 5) To prepare students develop adequate soft skills to be able to present their topic effectively to listeners.

Syllabus:

1. Any relevant topic related to civil engineering from within or beyond the syllabus.

Course Outcomes:

Upon completion of the course, the students will be able to:

- 1) Analyze & interpret about contemporary issues in civil engineering & its allied areas through literature survey.
- 2) Know about state of art & relevance of the topic in national & international arena.
- 3) Demonstrate good oral & written communication skills.
- 4) Comprehend problems and accordingly speak and defend their topic.
- 5) Produce poster and power point presentations for effective communication amongst stakeholders.

[Handwritten signatures and initials]

Course Code: BCEL – 501

Course Name: Construction Planning & Management

L	T	P	Credit
3	1	0	4

Course Objectives:

- 1) To make student conversant with the concepts and importance of the subject of construction planning & management.
- 2) To provide a broad knowledge on how to make bar chart, work break structure of a project, schedules.
- 3) To provide a broad knowledge on how to analyze a problem using various techniques of project management like CPM, PERT & optimization of time & cost of a project.
- 4) To provide knowledge on how to prepare a tender document, contract & arbitration for a project.
- 5) To provide an insight into various types of machinery used in construction works & various concepts of man & material management.

Syllabus:

Unit I: Introduction, Significance of Construction Management, Roles of a project manager, Stakeholders in construction project, An overview of planning process, work break down structure, planning, sequencing, scheduling, preparing bar charts, milestone charts, limitations, Introduction to network techniques.

Unit II: Network Techniques in Project Management: Basics of developing a network, activities, events, numbering, rules for developing networks, network analysis using CPM, determination of schedules, critical paths, floats, probability concepts in networking, optimistic time, pessimistic time, mean, standard deviation, variance, slack, determination of critical path using PERT technique, Resources Smoothing & Leveling.

Unit III: Time & Cost Optimization using Network Techniques: Time computations using CPM & PERT, Probability of achieving completion time, Project cost, Direct & Indirect cost, Cost vs. Time curves, Total project cost & optimum duration, Contracting the network for cost optimization, Time cost optimization.

Unit IV: Contracts: Different types of contracts, Notice inviting tenders, Contract document, Rate list, Security deposit and Earnest money, Conditions of contract, Arbitration, Breach of contract.

Unit V: Resource Management: Factors affecting selection of construction equipments, Various types of equipments used in construction works like earth work, dredging, conveyance, hoisting, compacting & grouting, Equipment management, Manpower Management: Labour laws (Compensation Act etc.) & Human relations, Welfare facilities, Safety Management.

Course Outcomes:

Upon completion of the course, the students will be able to:

- 1) Understand the responsibilities & roles of a project manager.
- 2) Prepare schedule of activities including bar charts.
- 3) Analyze various problems of time & cost optimization using network techniques like CPM & PERT. (53)

Course Code: BCEL – 502

Course Name: Traffic Engineering

L	T	P	Credit
3	1	0	4

Course Objectives:

- 1) To introduce the concepts of traffic engineering.
- 2) To provide a broad knowledge on traffic characteristics & various studies conducted in traffic engineering.
- 3) To analyze various requirements of traffic operation & control system & effectively design traffic signal.
- 4) To effectively design street light system.
- 5) To provide knowledge on concepts of accident studies & mass transportation system.

Syllabus:

Unit –I Traffic Characteristics:

(i) Road user's characteristics – general human characteristics, physical, mental and emotional factors, factors affecting reaction time, PIEV theory. (ii) Vehicular characteristics: Characteristics affecting road design – width, height, length and other dimensions. Weight, power, speed and braking capacity of a vehicle.

Unit –II Traffic Studies:

(i) Spot Speed Studies and Volume Studies. (ii) Speed and Delay Studies-purpose, causes of delay, methods of conducting speed and delay studies (iii)Origin and Destination Studies (O&D): Various methods, collection and interpretation of data, planning and sampling (iv) Traffic capacity Studies: Volume, density, basic practical and possible capacities, level of service (v) Parking Studies: Methods of parking studies cordon counts, space inventories, parking practices.

Unit – III Traffic Operations and Control:

(i) Traffic regulations and various means of control. (ii) One-Way streets-advantages and limitations. (iii) Traffic signals-isolated signals coordinated signals, simultaneous, alternate, flexible and progressive signal systems. Types of traffic signals, fixed time signals, traffic actuated signals, speed control signals, pedestrian signals, flashing signals, clearance interval and problems on single isolated traffic signal. Signs, markings and islands channelization of intersections Traffic rotary. Grade separated intersections and fly over and clover leaf function.

Unit-IV Street Lighting:

(i) Methods of light distribution (ii) Design of street lighting system (iii) Definitions-Luminaire, foot candle, Lumen, utilization and maintenance factors. (iv) Different types of light sources used for street lighting (v) Fundamental factors of night vision.

Unit-V Accident Studies & Mass Transportation:

(i) Accident Studies: Causes of accidents, accident studies and records, condition and collision diagram, preventive measures (ii) Expressways and freeways, problems on mass transportation and remedial measures, brief study of mass transportation available in the country.

[Handwritten signatures and marks]

Course Outcomes:

Upon completion of the course, the students will be able to:

- 1) Estimate basic characteristics of traffic stream.
- 2) Conduct traffic studies and estimate traffic data.
- 3) Analyze various requirements of effective traffic operation & control system.
- 4) Design traffic signal system.
- 5) Understand the concepts of street lighting system & design an efficient street lighting system.
- 6) Conduct accident studies & plan for preventive measures.
- 7) Get an insight into various existing forms of mass transportation in India.

Reference Books:

- i) Traffic Engineering and transport Planning by L.R. Kadiyali, Khanna Publishers Delhi
- ii) Traffic Engineering by Matson, W.S. Smith & F.W. Hurd
- iii) G.J. Pingnataro, Principles of Traffic Engineering
- iv) D.R. Drew, Traffic Flow Theory
- v) W.R. Mcshane and R.P. Roess "Traffic Engg"
- vi) Wohl & Martin Traffic System Analysis for Engineering & Planners
- vii) Highway Engg. by Justo & Khanna

[Handwritten signatures and marks]

4

56

Course Code: BCEL – 503

Course Name: Water Resources Engineering - I

L	T	P	Credit
3	1	0	4

Course Objectives:

- 1) To develop an understanding of various components of hydrological cycle, their behaviors & factors affecting it & solve problems on measurement on rainfall, infiltration, evaporation.
- 2) To understand concepts of Hydrometry & ground water hydrology.
- 3) To discuss the importance of estimation of runoff, analysis of rainfall data and various hydrographs and analyze various problems off runoff using various hydrograph theories.
- 4) To develop an understanding of various methods of flood estimation in general & flood frequency in detail.
- 5) To develop the concept of flood routing through reservoir & channel and its application in flood forecasting & flood control.

Syllabus:

Unit -I Hydrology:

Hydrological cycle, Precipitation and its measurement, Recording and non recording rain gauges, Estimating missing rainfall data, Rain gauge net works, Mean depth of precipitation over a drainage area, Mass rainfall curves, Intensity – duration curves, Depth – Area Duration curve, Infiltration and infiltration indices, Evaporation, evaporimeters, evapotranspiration & estimation.

Unit - II

Hydrometry and Ground Water:

Methods of Stream gauging, Direct and Indirect methods, Area – velocity method, Dilution technique methods, Ultrasonic method, Stage – Discharge Relationship (Rating curves).

Forms of subsurface water, Aquifer properties, Geological formations as aquifers, Hydraulics of wells, Steady flow into a well, Well loss, Introductions to ground water recharge methods and Rain water harvesting.

Unit-III

Hydrographs:

Runoff, Flow duration curve, Flow mass curve, Estimation of runoff, Rainfall – Runoff relationship, Hydrograph and its analysis, Unit hydrograph and its derivation for isolated and complex storms, S-curve hydrograph, Instantaneous unit hydrograph, Synthetic unit hydrograph.

Unit-IV

Floods: Floods and its estimation by different methods, Design flood by Unit hydrograph and Design Storm, Flood frequency studies: Gumbel's Method, Log Pearson Types – III Distribution, Lognormal distribution, Limitations of Frequency studies.

Unit-V

Floods Routing: Hydrologic Routing: Reservoir Routing – Modified Pul's method, Goodrich method. Channel Routing - Muskingum method

[Handwritten signatures and marks]

Hydraulic Routing: Numerical methods. Introduction to Time series models, Flood control measures.


Course Outcomes:

Upon completion of the course, the students will be able to:

- 1) Understand the fundamental concepts of hydrological cycle, various hydrological parameters, measurement of rainfall & analysis of rainfall data.
- 2) Understand various methods of stream flow measurement & gauging.
- 3) Understand various concepts of ground water hydrology.
- 4) Understand the basic concepts of runoff, various hydrograph theories, & estimate runoff using various hydrograph theories.
- 5) Develop an understanding of flood estimation & estimate flood discharge using various methods.
- 6) Apply various flood routing techniques in river protection works & implement various types of flood control measures.

Reference Books:

- i) Engineering. Hydrology – J. NEMEC – Prentice Hall.
- ii) Hydrology for Engineers Linsley, Kohler, Paulnus – Tata Mc Graw Hill.
- iii) Engineering. Hydrology by K. Subramanya – Tata Mc Graw Hills Publ. Co.
- iv) Hydrology & Flood Control by Santosh Kumar – Khanna Publishers.
- v) Engineering. Hydrology by H.M. Raghunath.



R A. 58

Course Code: BCEL – 504

Course Name: Fluid Mechanics - II

L	T	P	Credit
3	1	2	5

Course Objectives:

- 1) To develop and understanding of fluid flow patterns and learn to use boundary layer theory and drag.
- 2) To apply theories of laminar & turbulent flow to solve typical pipe flow problems in the field.
- 3) To apply boundary layer theory to estimate drag & lift for various shapes of the objects.
- 4) To classify the types of flows in open channel and also to design open channel sections in a most economical fashion with minimum wetted perimeter and learn about critical flows.
- 5) To study about non uniform flows in open channel and longitudinal slopes in open channel and also to learn about the characteristics of hydraulic jump.
- 6) To understand design philosophy of various types of pumps & turbines.

Syllabus:

Unit-I

Turbulent Flow: Laminar and turbulent boundary layers and laminar sub layer, hydro dynamically rough boundaries, velocity distribution in turbulent flow, Resistance of smooth and artificially roughened pipes, Commercial pipes, aging of pipes.

Pipe Flow Problems: Losses due to sudden expansion and contraction, losses in pipe fittings and valves, Concepts of equivalent length, Hydraulic and energy gradient lines, Siphon, Pipes in series, in parallel, Branching of pipes.(Hardy Cross method)

Pipe Network: Water hammer (only quick closure case) transmission of power.

Unit-II Forces on immersed bodies:

Introduction, Force Exerted by a flowing fluid on a stationary body, Expression for Drag & Lift, Drag on a sphere, Terminal velocity of a Body, Drag on a cylinder. Introduction to Development of Lift on a Circular Cylinder and an Airfoil

Unit -III

Uniform Flow in open Channels:

Channel geometry and elements of channel section, Velocity distribution, Energy in open channel flow, Specific energy, Types of flow, Critical flow and its computations, Uniform flow and its computations, Chezy's and Manning's formulae, Determination of normal depth and velocity, Normal and critical slopes, Economical sections.

Unit-IV

Gradually varied flow – Basic assumptions and dynamic equations of gradually varied flow, characteristics analysis and computations of flow profiles, rapidly varied flow-hydraulic jump in rectangular channels and its basic characteristics, Surges in open channels.

Handwritten signatures and marks: Several handwritten signatures and initials are present at the bottom of the page, including a large signature on the left, a small 'R' in the center, and several other signatures on the right, one of which is marked '53'.

Course Code: BCEL – 505

Course Name: Structural Design & Drawing – I (R.C.C.)

L	T	P	Credit
3	1	2	5

Course Objectives:

- 1) To understand the behavior of reinforced concrete components & systems subjected to gravity loads.
- 2) To study the stress strain behavior of steel and concrete.
- 3) To understand the concept of working stress & limit state method.
- 4) To provide knowledge on limit state design of beams, design for flexure, shear, torsion, bond & anchorage as per relevant IS codes.
- 5) To provide knowledge on design of slabs, columns, footings & staircases as per relevant IS codes.

Syllabus:

Unit-I Basic Principles of Structural Design:

Mechanism of load transfer, Introduction to working stress limit state and ultimate load methods of design. Introduction of IS Codes 456, 13920.

Design of Beams: Analysis and design of singly reinforced rectangular beams, Lintel, Cantilever, Simply supported and continuous beams.

Unit-II Design of Beams:

Doubly reinforced and Flanged Beam. Design for Shear and design for bond.

Unit-III Design of Slabs:

Slabs spanning in one direction, (Cantilever, Simply supported and Continuous slabs); Slabs spanning in two directions, Circular slabs.

Unit-IV Columns & Footing:

Short and long columns. Columns subjected to axial loads and bending moments (section with no tension). Isolated and combined footings, Strap footing. Raft foundation.

Unit-V Staircases:

Staircases with waist slab having equal and unequal flights with different support conditions, Tread-riser staircase.

Course Outcomes:

Upon completion of the course, the students will be able to:


- 1) Recognize the design philosophy of R.C.C. structures & apply the concepts of working stress method & limit state method.
- 2) Design different elements of R.C.C. structural elements like beams, slabs, columns, footings & staircases using relevant IS Codes.
- 3) Use the techniques, skills & modern engineering tools necessary for design & detailing.

[Handwritten signatures and marks]

- 4) Analyze and interpret the results using analytical tools & further plan, design & detail different components of civil engineering structures.
- 5) Design a structure/component, to meet desired needs within realistic constraints such as economy, environment friendly, safety, viable construction & its sustainability as per the codal provisions.

Reference Books:

- i) Limit State Design by P.C. Varghese; Prentice Hall of India, New Delhi.
- ii) Design of Reinforced Concrete by Pillai & Menon; Tata McGraw Hill, New Delhi.
- iii) Reinforced Cement Concrete by Gupta & Mallick, Oxford and IBH.
- iv) Reinforced Cement Concrete by P. Dayaratnam, Oxford and IBH.
- v) Reinforced Concrete Design by S.N. Sinha, Tata McGraw Hill
- vi) Plain and Reinforced Concrete by O.P. Jain and Jai Krishna, Nem Chand Pub.
- vii) Limit State Design by A.K. Jain, Nem Chand Pub.
- ix) Reinforced Cement Concrete by Winter & Nelson



Handwritten signatures and initials are scattered at the bottom of the page, including a signature that appears to be 'Anil' and another that looks like 'M.K.P.'.

Course Code: BCEL - 506

Course Name: Theory of Structures - I

L	T	P	Credit
3	1	2	5

Course Objectives:

- 1) To develop an understanding of the behavior of structure under serviceability load.
- 2) To understand the mechanics of the material behavior of different type of structures.
- 3) To understand the concepts of analysis of indeterminate structures by various classical methods.
- 4) To make student aware of different methods of structural analysis.

Syllabus:

Unit-I

Deflection of beams

Double Integration method. Area Moment Method and Slope-Deflection Method. Beam of variable cross section, M/EI diagram, Conjugate Beam Method.

Unit-II

Virtual work and Energy Principles

Principles of Virtual work applied to deformable bodies. Maxwell's Reciprocal theorems, Energy theorems, Application to pin jointed frames only.

Unit - III Indeterminate Structures-I

Static and Kinematics indeterminacy, Analysis of Fixed and continuous beams by Theorem of three moments, Effect of sinking and rotation of supports.

Unit-IV Indeterminate Structures-II

Analysis of beams and analysis of frames (with and without sway) by slope Deflection method.

Unit-V Moment Distribution Method

Moment distribution method for analysis of beams and analysis of frames (without sway) Three hinged arches of different shapes, Eddy's Theorem. Two Hinged and Fixed Arches. Analysis of frame using STAAD Pro Software.

Course Outcomes:

Upon completion of the course, the students will be able to:

- 1) Apply fundamental concepts of mathematics, statics, mechanics of deformable bodies, and principle of dynamics to the solution of fundamental civil engineering structural analysis problems.
- 2) Understand the significance of the basic mechanical properties of structural materials.
- 3) Understand the deformations of structures under loading and be able to apply various methods to determine the deformations.
- 4) Solve statically indeterminate structures using classical methods.
- 5) Develop the ability to analyze cable and arch structures.

[Handwritten signature]

[Handwritten signature]

[Handwritten signature] 11

[Handwritten signature]


[Handwritten signature] AS. 63

Reference Books:

- i) Ghali A & Neville M, Structural Analysis – A Unified classical and matrix Approach Chapman and Hall, New York.
- ii) Wang C.K. Intermediate structural analysis, McGraw Hill, New York.
- iii) Kinney Streling J. Indeterminate structural Analysis, Addison Wesley.
- iv) Reddy C.S., Basic Structural Analysis, Tata McGraw Hill Publishing Company, New Delhi.
- v) Norfis C.H., Wilbur J.B. and Utkys. Elementary Structural Analysis, McGraw Hill International, Tokyo.

List of Experiments:

- (i) Verification of Maxwell's theorem of reciprocal deflections with the help of a truss.
- (ii) Verification of Maxwell's theorem of reciprocal deflections for a beam.
- (iii) To determine experimentally the horizontal displacement of the roller end of a two hinged arch.
- (iv) To determine the horizontal thrust in a three hinged arch for a given system of loads experimentally and verify the same with calculated values.
- (v) Verification of frame using STAAD Pro Software.



Course Code: BCEP – 507

Course Name: Civil Lab

L	T	P	Credit
0	0	2	1

Course Objectives:

- 1) To make student conversant with the concepts of mix design of concrete.
- 2) To make student conversant with various tests performed on road materials.
- 3) To make student conversant with various tests performed on soil.

Syllabus: List of Practical's:

1. Mix design of concrete.
2. Job mix formula of bituminous aggregate mix by Marshall stability method.
3. Determination of bearing capacity of soil by Triaxial method.
4. Determination of bearing capacity of soil by plate load test.
5. Determination of bearing capacity of soil by SPT.
6. NDT using various methods for estimation of strength of old structure.

Course Outcomes:

Upon completion of the course, the students will be able to:

- 1) Analyze & Design mix of concrete
- 2) Carry out Marshall Stability test on bitumen & determine its value.
- 3) Determine the bearing capacity of soil by various tests.
- 4) Student will be able to access residual strength of old existing building.



Handwritten signatures and initials: *Arjun*, *R*, *a*, *AS*, *MKip*, *AS*, *GT*

Course Code: BCES – 508

Course Name: Self Study

L	T	P	Credit
0	0	2	1

Course Objectives:

- 1) To encourage students to read, study & understand different topics of civil engineering published in articles, literatures.
- 2) To make student acquire good written communication skills.
- 3) To promote the habit of life long learning.

Syllabus:

1. Any relevant topic related to civil engineering from within or beyond the syllabus.

Course Outcomes:

Upon completion of the course, the students will be able to:

- 1) Analyze & interpret about contemporary issues in civil engineering & its allied areas through literature survey.
- 2) Know about state of art & relevance of the topic in national & international arena.
- 3) Demonstrate written communication skills.
- 4) Engage in life long learning.

Signature

Signature

R

Signature

Signature

Signature

Signature
AS - GG

Course Code: BCES – 509

Course Name: Seminar & Group Discussion

L	T	P	Credit
0	0	2	1

Course Objectives:

- 1) To encourage students to read, study & understand different topics of civil engineering published in articles, literatures.
- 2) To help in presenting different topics of civil engineering and related subjects to supplement theoretical knowledge gained in class
- 3) To make student acquire good oral & written communication skills.
- 4) To promote the habit of life long learning.
- 5) To prepare students develop adequate soft skills to be able to present their topic effectively to listeners

Syllabus:

1. Any relevant topic related to civil engineering from within or beyond the syllabus.

Course Outcomes:

Upon completion of the course, the students will be able to:

- 1) Analyze & interpret about contemporary issues in civil engineering & its allied areas through literature survey.
- 2) Know about state of art & relevance of the topic in national & international arena.
- 3) Demonstrate good oral & written communication skills.
- 4) Comprehend problems and accordingly speak and defend their topic.
- 5) Produce poster and power point presentations for effective communication amongst stakeholders.

Signature

R

A

Signature

M. K. Singh

Signature

67

Course Code: BCEL - 602

Course Name: Solid Wastes, Air & Noise Pollution

L	T	P	Credit
3	1	0	4

Course Objectives:

- 1) To provide broad knowledge on various aspects of planning & implementation of a solid wastes management system in a city/ town.
- 2) To provide a broad knowledge on various sources & effects of air pollution, air pollutants, existing air quality standards in India, various techniques to reduce the air pollutants in atmosphere.
- 3) To provide a basic knowledge on sources, effects of noise pollution & also how to reduce the pollution.
- 4) To provide an insight into various existing laws on air, noise & solid wastes in India.
- 5) To provide a basic knowledge on environment impact assessment.

Syllabus:

Unit I: Solid Wastes: Introduction, Classification, Municipal Solid Waste: Generation, Characterization (Physical, Chemical & Biological), Nuisance associate with solid wastes, Functional elements of solid waste management system, 3R policy, Waste reduction at source, On site storage - collection of waste at source, containers, bins, Material & resource recovery / recycling.

Unit II: Collection systems, Transportation of solid wastes, Routing & scheduling, Transfer stations, Transformations, Processing & Treatment options including Composting, Vermicomposting, Incineration, Refuse Derived Fuels, Pyrolysis, Biological digestion & Sanitary landfill, Existing solid waste management laws in India.

Unit III: Air Pollution: Sources and classification of air pollutants; Standards and guidelines for Air Quality Parameter, Existing air pollution laws in India, Effects of air pollutants on man, material, vegetation, art treasures. Air pollution disasters, Economic effects, Global effects, Introduction to Indoor air pollution.

Unit IV: Meteorology & Air Pollution, Factors influencing air pollution, wind roses, atmospheric stability, plume behavior, estimation of plume rise, Control of air pollution: types of equipments, settling chambers, cyclones, separators, filters, ESP, scrubbers/ wet collectors, towers, Gaseous pollution control equipments.

Unit V: Noise Pollution: Sources, Effects, Scales of noise, Noise standards, Noise rating systems, Sound level meter, Control & prevention of noise pollution, Existing noise pollution laws in India, Introduction to environmental impact assessment: Necessity, Process of impact assessment, case study.

Course Outcomes:

Upon completion of the course, the students will be able to:

- 1) Understand the basic concepts of solid waste management system.
- 2) Analyze the requirements of treatment & disposal of solid waste in a sustainable manner.

- 3) Understand the basic concepts of air pollution, its effects & pollutant dispersion theory.
- 4) Analyze various techniques required to control the air pollution.
- 5) Acquire knowledge about noise pollution, its effects & its control.
- 6) Acquire knowledge about various existing environmental legislations in India.
- 7) Understand the basics of environmental impact assessment.

Books Recommended:

- 1) Rowe, Peavy & Tchobanoglous, Environmental Engineering, Tata McGraw Hill Publications.
- 2) M. N. Rao & H. V. N Rao, Air pollution & Control, Tata McGraw Hill Publications.
- 3) Iqbal H. Khan and Naved Ahsan, Text Book of Solid Wastes Management, CBS Publishers.
- 4) S.K. Garg, Sewage Disposal & Air Pollution Engineering, Khanna Publishers.



Pr

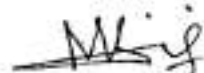
1



2







69

Course Code: BCEL – 603

Course Title: Environmental Impact Assessment & Ethics

L	T	P	Credit
3	1	0	4

Course Objectives:

- 1) To develop an understanding about the requirements of environment impact assessment in modern day.
- 2) To provide a broad knowledge on the process of environmental impact assessment.
- 3) To provide a broad knowledge on various methods used in impact assessment.
- 4) To provide a practical knowledge on how to carry out environmental impact assessment process through various case studies.
- 5) To provide an insight into various existing environmental laws in India

Detailed Syllabus:

Unit I: Environment and its components, Concept of Ecological imbalances, Carrying capacity and Sustainable development, EIA: Definitions, Necessity of EIA, Historical Evolution of EIA: Global, Indian EIA rules 1994 & 2006, Environmental clearance process in India, Step by step detailed procedure for carrying out EIA: Screening, Scoping, Baseline Studies, Impact Assessment, Public Consultation, Documentation, Mitigation, EMP, EIS, Life Cycle Assessment, Risk Assessment.

Unit II: Environmental Impact Assessment Methodologies: Characteristics of EIA Methods, Ad-hoc method, Checklist, Matrices, Networks, Overlays, Environmental Quality Index, Predictive Models, Comparative study of EIA Methodologies.

Unit III: Prediction and assessment of impact on water & air environment: Basic information of air & water quality, Data requirements for impact assessment, Existing standards for air & water quality (surface & subsurface), Identification of impacts, Prediction & assessment of impacts, Mitigation measures. Case Studies - Environmental Impacts of Road, Rail, Dam and thermal power projects.

Unit IV: Prediction and assessment of impact on cultural & socio-economic environment: Basic information on cultural resources like archaeological, historical structures, Cultural system, Basic information of socio-economic environment, Description of existing socio-economic environment, Identification of impacts, Prediction & assessment of impacts, Mitigation measures, R & R study.

Unit V: Environmental Legislations: List of prevalent environmental acts in India, Brief about provisions in Water Act 1974, Air Act 1981, EPA 1986, Objective of Ethics, Importance of Ethics, Environmental ethics in India, Environmental Audit: Introduction, Necessity, Types, and Process of audit.

Course Outcomes:

Upon completion of the course, the students will be able to:

- 1) Understand the importance & concepts of carrying out EIA.
- 2) Acquire knowledge of current EIA process in India.

[Signature]

[Signature]

[Signature]

[Signature]

3

[Signature]

[Signature]

[Signature]

20

- 3) Acquire knowledge of various methods & data requirements for conducting EIA.
- 4) Analyze Impact's associated with various components of environment.
- 5) Plan for mitigation of the impacts & monitor the mitigation measures.
- 6) Acquire knowledge about Environmental Legislation, Ethics & Environmental Audit.

Books Recommended:

- 1) Y. Anjaneyulu & Valli Manickam, Environmental Impact Assessment Methodologies, B S Publishers
- 2) O. V. Nandimath, Handbook of Environmental Decision Making in India: An EIA Model, Oxford University Press.
- 3) R. L. Canter, Environmental Impact Assessment, Mc Graw Hill International Publishers International Edition.
- 4) R. R. Barthwal, Environmental Impact Assessment, New Age International Publishers.

Handwritten signature

R

Handwritten signature

Handwritten signature

Handwritten signature

71

Course Code: BCEL – 604

Course Name: Geotechnical Engineering - I

L	T	P	Credit
3	1	2	5

Course Objectives:

- 1) To inculcate the basic knowledge of soil such as its identification and classification, determination of various engineering properties and its suitability as a foundation/subgrade material.
- 2) To develop an understanding of the relationships between physical characteristics and mechanical properties of soils by experimentally measuring them.
- 3) To explain role of water in soil behaviour and how soil stresses, permeability and quantity of seepage including flow net are estimated.
- 4) To determine shear parameters and stress changes in soil due to foundation loads & estimate the magnitude and time-rate of settlement due to consolidation.
- 5) To apply the principles of soil mechanics in stability analysis of slopes and settlement calculations.
- 6) To compute the lateral earth pressure, select size of retaining walls and ensure safety against external forces and moments.

Syllabus:

Unit-I Basic Definitions & Index Properties:

Definition and scope of soil mechanics, Historical development. Formation of soils. Soil composition. Minerals, Influence of clay minerals on engineering behavior. Soil structure. Three phase system. Index properties and their determination. Consistency limits. Classification systems based on particle size and consistency limits.

Unit-II Soil Water and Consolidation:

Soil water, Permeability Determination of permeability in laboratory and in field. Seepage and seepage pressure. Flownets, uses of a flownet, Effective, neutral and total stresses.

Compressibility and consolidation, Relationship between pressure and void ratio, Theory of one-dimensional consolidation. Consolidation tests, Fitting of curves. Normally and over consolidated clays. Determination of consolidation pressure settlement analysis. Calculation of total settlement.

Unit-III Stress Distribution in Soils and Shear Strength of Soils:

Stress distribution beneath loaded areas by Boussinesq and water guard's analysis. Newmark's influence chart. Contact pressure distribution.

Mohr – Coulomb's theory of shear failure of soils, Mohr's stress circle, Measurement of shear strength, Shear box test, Triaxial compression test, unconfined compression test, Value shear test, Measurement of pore pressure, pore pressure parameters, critical void ratio, Liquefaction.

Unit – IV Stability of Slopes:

Infinite and finite slopes. Types of slope failure, Rotational slips. Stress path. Stability curves. Effect of ground water. Selection of shear strength parameters in slope stability analysis. Analytical and graphical methods of stability analysis. Stability of Earth dams.

Amal

R

D

AA

A

B

MS
72

Unit - V Lateral Earth Pressure:

Active, passive and at rest conditions. Rankine, Coulomb, Terzaghi and Culmann's theories. Analytical and graphical methods of determination of earth pressures on cohesionless and cohesive soils. Effect of surcharge, water table and wall friction. Arching in soils. Reinforced earth retaining walls.

Course Outcomes:

Upon completion of the course, the students will be able to:

- 1) Understand the significance of the properties of soils, and also the experimental methods used to measure them.
- 2) Understand both the applications and limits of engineering methods commonly used to solve soil mechanics problems in Civil Engineering.
- 3) Recognize and be able to apply fundamental soil mechanics principles underlying common civil engineering applications.
- 4) Recognize behavior of soils in slopes, behind retaining structures and phenomena affecting foundation capacity and settlement.
- 5) Determine allowable bearing pressures and load carrying capabilities of different foundation systems.

Reference Books:

- i) Soil Mech. & Found. Engg. By Dr. K.R. Arora - Std. Publishers Delhi
- ii) Soil Mech. & Found. By Dr. B.C. Punmia - Laxmi Publications, Delhi
- iii) Modern Geotech Engg. By Dr. Aram Singh-IBT Publishers, Delhi
- iv) Geotech Engg. By C. Venkatramaiah - New Age International Publishers, Delhi
- v) Soil Mech. & Found Engg. By S.K. Garg-Khanna Publishers, Delhi
- vi) Soil Testing for Engg. By T.W. Lambe-John Wiley & Soms. Inc.

List of Practical's:

1. Moisture Content Determination. Oven Drying Method.
2. Grain Size Analysis - Mechanical Method.
3. Grain Size Analysis - Hydrometer Method.
4. Liquid & Plastic Limit Tests.
5. In-Place Density tests - Core Cutter Method, Sand Replacement Method.
6. Specific Gravity Tests.
7. Permeability Tests, Variable Head Method.
8. Compaction Test.
9. Unconfined Compression Test.
10. Direct Shear Test.
11. Triaxial Shear Test (Demonstration)
12. Consolidation test (Demonstration)
13. Visual classification test (Demonstration)

Handwritten signature

R

6

Handwritten signatures and initials

73

Course Code: BCEL – 605

Course Name: Structural Design & Drawing – II (Steel)

L	T	P	Credit
3	1	2	5

Course Objectives:

- 1) To learn IS 800-2007 code of practice for the design of Compression, Tension and Flexural members using various cross-sections.
- 2) To understand the behavior of steel structural components subjected to gravity loads.
- 3) To study the design of bolted and welded connections.
- 4) To study the behaviour and design of compression and tension members using simple and built-up sections.
- 5) To understand behaviour of flexural members and the design laterally restrained & unrestrained beams.
- 6) To design plate girders & stiffeners.
- 7) To use software's like STADD – PRO for design of tension & compression members.

Syllabus:

Unit-I

Various loads, Partial Load factors, Structural properties of steel, Design of structural connections – Bolted and Welded connections, eccentric connection. Codal provision.

Unit-II

Design of Tension members. Codal provision. Lug angles & Tension splices.

Unit-III

Design of Compression member, Design of columns-simple and compound, Lacings & Battens. Design of footings for steel structures, Slab base, gusseted base. Codal provision.

Unit-IV

Design of built up beams, web buckling and crippling, curtailment of flanges. Design of Laterally supported and unsupported beams, web buckling and crippling. Codal provision.

Unit-V

Design of plate girder. Curtailment of flanges, Design of stiffeners (bearing, Vertical and horizontal), Codal provision.

Course Outcomes:

Upon completion of the course, the students will be able to:

- 1) Follow and apply relevant and upcoming BIS standards and design philosophies prevalent in the world.
- 2) Understand the structural behavior of different steel structural elements and their analysis.
- 3) Design welded connections for both axial and eccentric forces.

[Handwritten signature]

[Handwritten initials]

7

[Handwritten signature]

[Handwritten signature]

[Handwritten signature]

AS 74

Course Code: BCEL - 606

Course Name: Theory of Structures - II

L	T	P	Credit
3	1	2	5

Course Objectives:

- 1) To understand the analytical procedure related to the analysis of building frame by some classical methods viz. Kani's methods and approximate methods of analysis.
- 2) To study the multi storey frames subjected to gravity loads and lateral loads
- 3) To understand matrix method and its application for computer based analysis of structure.
- 4) To understand the influence line concepts for indeterminate structures
- 5) To develop the skill to deal with the problems of moving loads in the structures & their analysis techniques.
- 6) To understand the concepts of plastic analysis of structures.

Syllabus:

Unit-I

Moment distribution method in analysis of frames with sway, Analysis of box frames, analysis of beams and frames by Kani's methods.

Unit-II

Analysis of tall frames, Calculation of various loads including wind and earthquake loads, Introduction to Codal provisions for lateral loads. Approximate analysis of multistorey frames for vertical and lateral loads.

Unit-III

Matrix method of structural analysis: Force method and displacement method.

Unit-IV

Rolling Loads and Influence Lines

Maximum SF and BM curves for various types of Rolling loads, EUDL, Influence Lines for Determinate Structural Beams, Trusses, Three Hinged Arches.

Unit-V

Plastic analysis of beams and frames

Course Outcomes:

Upon completion of the course, the students will be able to:

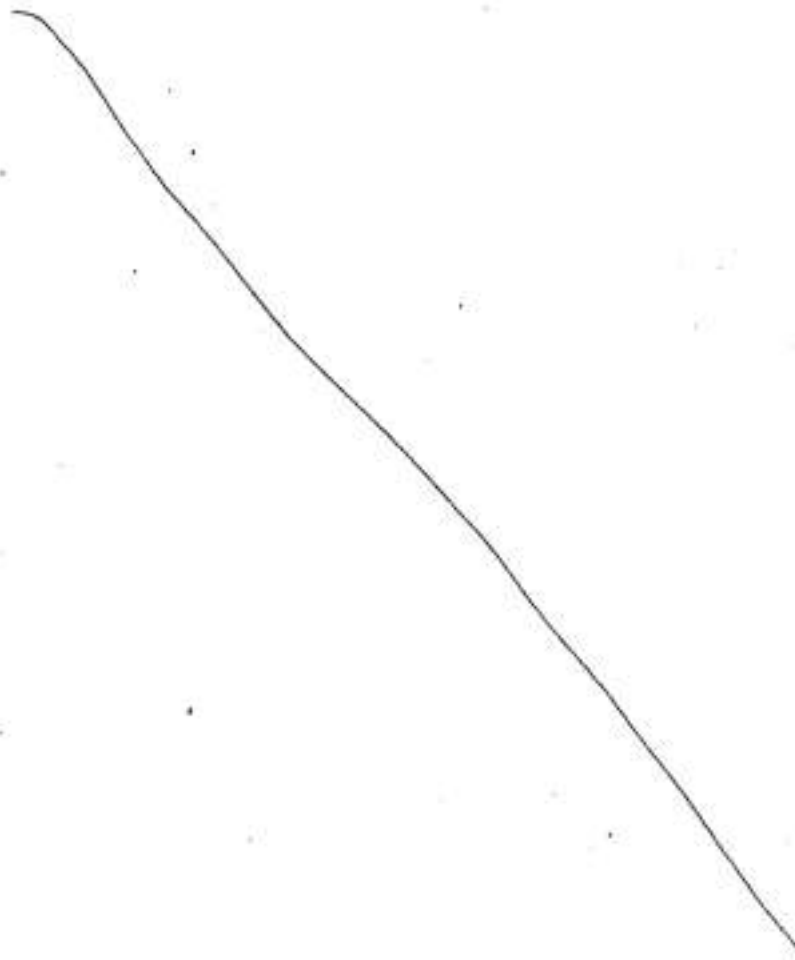
- 1) Understand the structural actions viz. rotations and displacements, especially in building frames subjected to vertical and lateral loadings.
- 2) Analyze building framing system and its components under the action of gravity and lateral loads and thereby developing database for the design of the structure.

ASD Pr ASD \$, ASD ~ S MSing 76

- 3) Identify, formulate and solve engineering problems and to effectively use and apply the computer friendly structural analysis techniques viz. stiffness and flexibility methods to the field problems.
- 4) Deal with the problems of moving loads in the structures and their analysis techniques such as influence line diagram.
- 5) Understand the concepts of plastic analysis of structures.

Reference Books:

- i) Wang C.K. Intermediate structural analysis, McGraw Hill, New York.
- ii) Kinney Sterling J. Indeterminate structural Analysis, Addison Wesley.
- iii) Reddy C.S., Basic Structural Analysis, Tata McGraw Hill Publishing Company, New Delhi.
- iv) Norris C.H., Wilbur J.B. and Utkys Elementary Structural Analysis, McGraw Hill International, Tokyo.
- v) Weaver W & Gere J.M. Matrix Methods of Framed Structures, CBS Publishers & Distributors, Delhi.



Handwritten signatures and initials are scattered at the bottom of the page, including 'MS up', 'Pr', and several other illegible marks.

Course Code: BCEP - 607
Course Name: Minor Project - I

L	T	P	Credit
0	0	2	1

Course Objectives:

- 1) To develop an appreciation of civil engineering problems & have a feel of real life situations in planning & execution of projects.
- 2) To impart training of handling various types of civil engineering problems by use of conventional methods as well as software's.
- 3) To utilize the expertise in engineering to solve industry's technological problems.
- 4) To become innovative and professional in technology development, and system implementation.
- 5) To be able to function in their profession with social awareness and responsibility.
- 6) To be able to interact with their peers in industry and society as engineering professionals and leaders & inculcate a habit of working in a group.
- 7) Enable students to prepare professional reports for design projects and data presentation skill and to use computers and some computer graphics.

Syllabus:

Each candidate shall work on an approved project of a public building or any other civil engineering work and shall submit design and a set of drawings.

OR

Shall submit a detailed report of report of experimental work/software package on any specific problem of importance.

Course Outcomes:

Upon completion of the course, the students will be able to:

- 1) Identify, formulate various engineering problems and to use techniques, skills & modern engineering tools necessary for engineering practice.
- 2) Design, work on a set of drawings and conduct experimental studies on various engineering problems.
- 3) Learn different software's and apply them in solving various civil engineering problems.
- 4) Understand the ethical and professional responsibility and to know how to write professional and concise technical reports.
- 5) Interact with other streams of engineering in multidisciplinary system to manage various issues.
- 6) Develop the habit of working in group.
- 7) Develop innovative skills.

Course Code: BCES – 608

Course Name: Self Study

L	T	P	Credit
0	0	2	1

Course Objectives:

- 1) To encourage students to read, study & understand different topics of civil engineering published in articles, literatures.
- 2) To make student acquire good written communication skills.
- 3) To promote the habit of life long learning.

Syllabus:

1. Any relevant topic related to civil engineering from within or beyond the syllabus.

Course Outcomes:

Upon completion of the course, the students will be able to:

- 1) Analyze & interpret about contemporary issues in civil engineering & its allied areas through literature survey.
- 2) Know about state of art & relevance of the topic in national & international arena.
- 3) Demonstrate good written communication skills.
- 4) Engage in lifelong learning.

Ally

R

[Signature]

[Signature]

[Signature]

[Signature]

[Signature]

[Signature]

75

Course Code: BCES – 609

Course Name: Seminar & Group Discussion

L	T	P	Credit
0	0	2	1

Course Objectives:

- 1) To encourage students to read, study & understand different topics of civil engineering published in articles, literatures.
- 2) To help in presenting different topics of civil engineering and related subjects to supplement theoretical knowledge gained in class.
- 3) To make student acquire good oral & written communication skills.
- 4) To promote the habit of lifelong learning.
- 5) To prepare students develop adequate soft skills to be able to present their topic effectively to listeners.

Syllabus:

1. Any relevant topic related to civil engineering from within or beyond the syllabus.

Course Outcomes:

Upon completion of the course, the students will be able to:

- 1) Analyze & interpret about contemporary issues in civil engineering & its allied areas through literature survey.
- 2) Know about state of art & relevance of the topic in national & international arena.
- 3) Demonstrate good oral & written communication skills.
- 4) Comprehend problems and accordingly speak and defend their topic.
- 5) Produce poster and power point presentations for effective communication amongst stakeholders.

[Handwritten signatures and initials]

Course Code: CEL - 701

Course Name: Construction Planning & Management

L	T	P	Credit
3	1	0	4

Course Objectives:

- 1) To make student conversant with the concepts and importance of the subject of construction planning & management.
- 2) To provide a broad knowledge on how to make bar chart, work break structure of a project, schedules.
- 3) To provide a broad knowledge on how to analyze a problem using various techniques of project management like CPM, PERT & optimization of time & cost of a project.
- 4) To provide knowledge on how to prepare a tender document, contract & arbitration for a project.
- 5) To provide an insight into various types of machinery used in construction works & various concepts of man & material management.

Syllabus:

Unit-I Introduction:

Form work and centering. Schedule of construction, job layout, principles of construction management.

Unit-II Modern management techniques:

An overview of planning process, Planning through Bar Charts and Milestone charts, Network techniques, Basic concept of network preparations, CPM and PERT techniques with network analysis.

Unit-III Construction equipments:

Factors affecting selection, investment and operating cost, output of various equipments, brief study of equipments required for various jobs such as earthwork, dredging, conveyance, concreting, hoisting, pile driving, compaction and grouting. Equipment Management.

Unit-IV Contracts:

Different types of contracts, notice inviting tenders, contract document, departmental method of construction, rate list, security deposit and earnest money, conditions of contract, arbitration, breach of contract. Escalation & price variation.

Unit-V Cost Analysis & Site Organization :

Project cost direct and indirect, cost curves, optimum duration, contracting the network for cost optimization, Time cost optimization, labour laws and human relations, welfare facilities, safety engineering.

Course Outcomes:

Upon completion of the course, the students will be able to:

- 1) Understand the responsibilities & roles of a project manager.
- 2) Prepare schedule of activities including bar charts.
- 3) Analyze various problems of time & cost optimization using network techniques like CPM & PERT.

Subjed *R* *S* *A* *S* *M. S. J.*
1 *KA* *ABR. 81*

- 4) Develop a management system, incorporating constraints of time and cost, social, legal and ethical aspect of various phases of project life cycle.
- 5) Prepare tender & contract document for a construction project.
- 6) Plan and manage effectively for man, material & equipment of a project along with suitable safety measures.

Reference Books:

- i) Construction Equipment by Peurify
- ii) CPM by L.S. Srinath
- iii) Construction Management by S. Seetharaman
- iv) CPM & PERT by Weist & Levy
- v) Construction, Management & Accounts by Harpal Singh

Amal

R

AK

AA

S

AS

Course Code: CEL – 702

Course Name: Environmental Engineering - II

L	T	P	Credit
3	1	2	6

Course Objectives:

- 1) To impart basic knowledge on sewerage system including estimation of sewage quantity & design of sewers.
- 2) To provide a broad knowledge on sewage composition & its characteristics.
- 3) To provide information on disposal standards of effluents & also about various methods of sewage disposal.
- 4) To provide broad knowledge on various techniques of sewage treatment including advanced processes.

Syllabus:

Unit – I

Sewerage schemes & sewerage system and their importance, collection & conveyance of sewage, Estimation of and sewage storm water quantity, fluctuation in sewage flow, Flow through sewer, Design of sewer, Construction & maintenance of sewer, Testing of sewer, Sewer appurtenances, Pumps & pumping stations.

Unit – II

Characteristics and analysis of wastewater Physical, chemical & biological parameters Cycles of decomposition, Oxygen demand i.e. BOD & COD, TOC, TOD, ThO, relative Stability, Population equivalent, Instrumentation involved in analysis, Natural methods of waste water disposal i.e. by land treatment & by dilution, Self purification capacity of stream, Oxygen sag analysis.

Unit-III

Unit operations for waste water treatment, Preliminary treatment such as screens, grit chamber, floatation tank, sedimentation etc. and chemical clarification, Role of micro-organism in biological treatment, Sewage filtration – theory & design. Testing filter its design & constructions, modifications in trickling filter.

Unit-IV

Methods of Biological Treatment (Theory & Design) – Activated Sludge Process, Oxidation ditch, Stabilization Ponds, Aerated Lagoon, Anaerobic Lagoons, Septic Tank & Imhoff tank, Rotating Biological contactor Sources & treatment of sludge, sludge thickening and digestion, sludge drying beds, sludge disposal.

Unit-V

Advanced Waste Water treatment – Need of advanced treatment, Diatomaceous earth filters, Ultra filtration, Adsorption by activated carbon, Phosphorus removal, Nitrogen removal, Physico chemical waste water treatment, Solid waste disposal – classification, composition, collection, & disposal methods. Sewage treatment plants using MBBR and SBR technology.

[Handwritten signatures and initials]

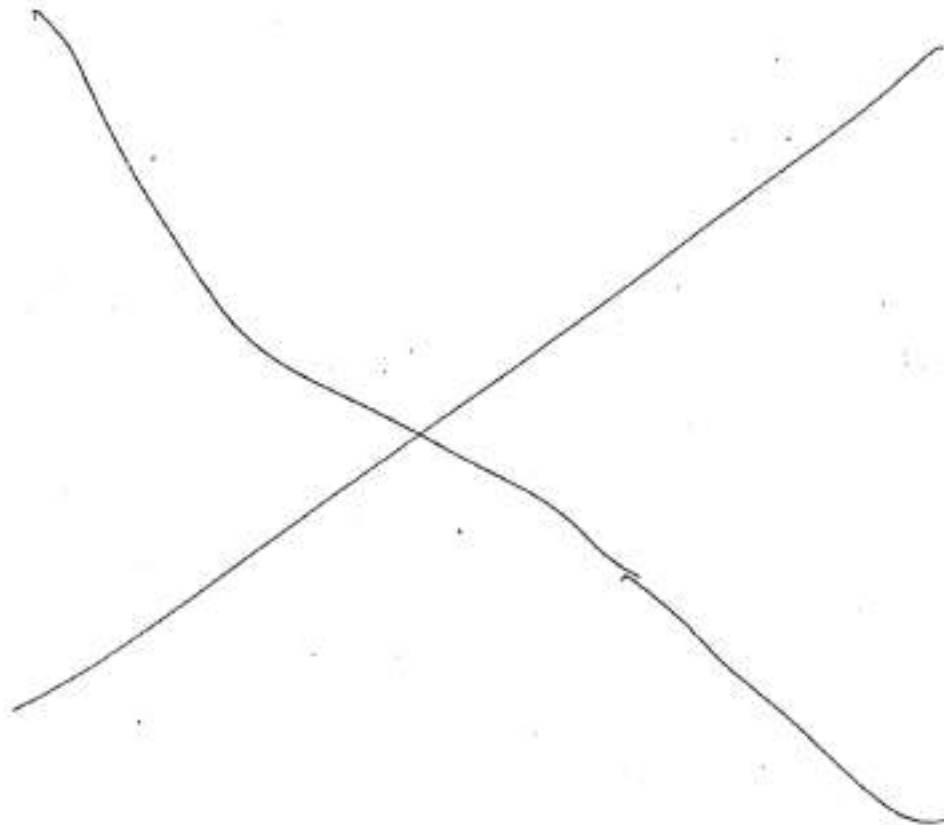
Course Outcomes:

Upon completion of the course, the students will be able to:

- 1) Plan & design a sewerage system for any area.
- 2) Determine various sewage characteristics.
- 3) Analyze various possible options for effluent disposal after comparing the effluent quality with standards available & plan its disposal accordingly.
- 4) Understand the waste water treatment system design & operation.
- 5) Carry out the design of waste water treatment system.

Reference Books:

- i) Water Supply & Sanitary Engg. – G.S. Birdie – Dhanpat Rai Publishing Company, (P) Ltd. New Delhi
- ii) Waste Water Engg. By B.C Punmia – Laxmi Publication (P) Ltd. New Delhi
- iii) Environmental Engg. – M.L. Davis & D.A. Cornwell – Mc Graw Hill Company
- iv) Chemistry for Environmental Engg. – Sawyer & Mc Carty – Mc Graw Hill Book Company New Delhi.
- v) Water & Waste Water Technology – Mark J Hammer – Prentice – Hall of India, New Delhi
- vi) Waste Water Engineering – Metcalf & Eddy – Mc Graw Hill Book Company New Delhi



[Handwritten signature]

[Handwritten mark]

[Handwritten signature]

[Handwritten signature]

[Handwritten signature]

[Handwritten signature]

84

Course Code: CEL - 703

Course Name: Geotechnical Engineering - I

L	T	P	Credit
3	1	2	6

Course Objectives:

- 1) To inculcate the basic knowledge of soil such as its identification and classification, determination of various engineering properties and its suitability as a foundation/subgrade material.
- 2) To develop an understanding of the relationships between physical characteristics and mechanical properties of soils by experimentally measuring them.
- 3) To explain role of water in soil behaviour and how soil stresses, permeability and quantity of seepage including flow net are estimated.
- 4) To determine shear parameters and stress changes in soil due to foundation loads & estimate the magnitude and time-rate of settlement due to consolidation.
- 5) To apply the principles of soil mechanics in stability analysis of slopes and settlement calculations.
- 6) To compute the lateral earth pressure, select size of retaining walls and ensure safety against external forces and moments.

Syllabus:

Unit-I Basic Definitions & Index Properties:

Definition and scope of soil mechanics, Historical development. Formation of soils. Soil composition. Minerals, Influence of clay minerals on engineering behavior. Soil structure. Three phase system. Index properties and their determination. Consistency limits. Classification systems based on particle size and consistency limits.

Unit-II Soil Water and Consolidation:

Soil water, Permeability Determination of permeability in laboratory and in field. Seepage and seepage pressure. Flownets, uses of a flownet, Effective, neutral and total stresses.

Compressibility and consolidation, Relationship between pressure and void ratio, Theory of one-dimensional consolidation. Consolidation tests, Fitting of curves. Normally and over consolidated clays. Determination of consolidation pressure settlement analysis. Calculation of total settlement.

Unit-III Stress Distribution in Soils and Shear Strength of Soils:

Stress distribution beneath loaded areas by Boussinesq and water guard's analysis. Newmark's influence chart. Contact pressure distribution.

Mohr - Coulomb's theory of shear failure of soils, Mohr's stress circle, Measurement of shear strength, Shear box test, Triaxial compression test, unconfined compression test, Value shear test, Measurement of pore pressure, pore pressure parameters, critical void ratio, Liquefaction.

Unit - IV Stability of Slopes:

Infinite and finite slopes. Types of slope failure, Rotational slips. Stress path. Stability curves. Effect of ground water. Selection of shear strength parameters in slope stability analysis. Analytical and graphical methods of stability analysis. Stability of Earth dams.

Unit – V Lateral Earth Pressure:

Active, passive and at rest conditions. Rankine, Coulomb, Terzaghi and Culmann's theories. Analytical and graphical methods of determination of earth pressures on cohesionless and cohesive soils. Effect of surcharge, water table and wall friction. Arching in soils. Reinforced earth retaining walls.

Course Outcomes:

Upon completion of the course, the students will be able to:

- 1) Understand the significance of the properties of soils, and also the experimental methods used to measure them.
- 2) Understand both the applications and limits of engineering methods commonly used to solve soil mechanics problems in Civil Engineering.
- 3) Recognize and be able to apply fundamental soil mechanics principles underlying common Civil Engineering applications.
- 4) Recognize behavior of soils in slopes, behind retaining structures and phenomena affecting foundation capacity and settlement.
- 5) Determine allowable bearing pressures and load carrying capabilities of different foundation systems.

Reference Books:

- i) Soil Mech. & Found. Engg. By Dr. K.R. Arora – Std. Publishers Delhi
- ii) Soil Mech. & Found. By Dr. B.C. Punmia – Laxmi Publications, Delhi
- iii) Modern Geotech Engg. By Dr. Aram Singh-IBT Publishers, Delhi
- iv) Geotech Engg. By C. Venkatramaiah – New Age International Publishers, Delhi
- v) Soil Mech. & Found Engg. By S.K. Garg-Khanna Publishers, Delhi
- vi) Soil Testing for Engg. By T.W. Lambe-John Wiley & Sons. Inc.

List of Practical's:

1. Moisture Content Determination. Oven Drying Method.
2. Grain Size Analysis – Mechanical Method.
3. Grain Size Analysis – Hydrometer Method.
4. Liquid & Plastic Limit Tests.
5. In-Place Density tests – Core Cutter Method, Sand Replacement Method.
6. Specific Gravity Tests.
7. Permeability Tests, Variable Head Method.
8. Compaction Test.
9. Unconfined Compression Test.
10. Direct Shear Test.
11. Triaxial Shear Test (Demonstration)
12. Consolidation test (Demonstration)
13. Visual classification test (Demonstration)

Course Code: CEL – 704

Course Name: Advanced Structural Design – I (R.C.C.)

L	T	P	Credit
3	1	2	6

Course Objectives:

- 1) To understand the design concepts of various structures & detailing of reinforcements.
- 2) To understand the design of underground & elevated liquid retaining structures.
- 3) To understand the design of retaining walls.
- 4) To study the design of bridges according to IRC loadings.
- 5) To provide knowledge on basic concepts of prestressed concrete.

Syllabus:

Unit-I

Design of Water Tanks:

Design requirements, Design of Tanks resting on ground and underground tanks, Rectangular and circular tanks.

Unit-II

Design of Over Head Water tanks:

Rectangular, Circular & intze type (Membrane analysis only), Design of staging.

Unit-III

Earth Retaining Structures:

Types of retaining walls, Stability of retaining walls, Design of retaining walls (Cantilever and counter fort type)

Unit-IV

Design of Bridges:

IRC loading for highway bridges, Slab bridges and T-beams bridges for highway loading (IRC Loads)

Unit-V

Prestressed Concrete:

Prestressing concepts, materials, systems of prestressing & prestress losses. Introduction to working & limit state design method.

Course Outcomes:

Upon completion of the course, the students will be able to:

- 1) Design the underground & elevated water retaining structures by applying various design concepts.
- 2) Design retaining walls by applying various design concepts

Asif

R

MSIP

MSIP 87
ASi

- 3) Design bridges by applying various design concepts.
- 4) Understand the concepts of prestressed concrete.
- 5) Design a structure/component, to meet desired needs within realistic constraints such as economy, environment friendly, safety, viable construction & its sustainability as per the codal provisions.

Reference Books:

- i) Plain and Reinforced Concrete by O.P. Jain and Jai Krishna Vol. I & II
- ii) R.C.C. Structures by B.C. Punmia
- iii) Advance R.C. Design by N.K. Raju
- iv) Essentials of Bridge Engineering by D.J. Victor.
- v) Design of Bridge Structures by T.R. Jagadeesh & M.A. Jayaram
- vi) Design of Bridges by N.K. Raju
- vii) Prestressed Concrete by N.K. Raju
- viii) Advanced Reinforced Concrete Design by PC Varghese

AKH

R

h

AKing

AKing

AKX

AK

AK

Course Code: CEL – 705

Course Name: Industrial Waste Treatment

L	T	P	Credit
3	1	0	4

Course Objectives:

- 1) To provide broad knowledge on various methods of sewage disposal, their effects on water pollution & also provide information on various disposal standards.
- 2) To learn the basics of sewage composition & its characteristics.
- 3) To understand the 3R concepts and how to implement them.
- 4) To provide knowledge on various waste water treatment techniques.
- 5) To provide information on various rules & regulations regarding disposal of municipal wastes.
- 6) To provide information about various existing waste treatment & management techniques of various industries.

Syllabus:

Unit-I Problem of Water Pollution:

Effects of wastes on streams and sewage treatment plant, natural purification of streams, oxygen sag curve, allowable organic load on streams, classification of stream, stream standards and effluent standards requirement of water for different purposes.

Unit-II Sampling and Analysis of Wastewater:

Sampling of waste waters, Grab, Composite and Integrated samples, analysis of waste water, Biochemical Oxygen Demand, Chemical Oxygen Demand and pH value of waste water, Toxicity of waste by Bioassay method.

Pretreatment of Wastes: Volume and strength reduction, salvage of materials, recovery of by products, reuse of waste water.

Unit-III Conventional Methods of Treatment of Waste Water:

Removal of suspended solids, removal of inorganic and organic dissolved solids, sludge disposal, Advance methods of treatment such as Reverse Osmosis, Ion Exchange Process, Electro Dialysis, Algal Harvesting etc

Unit-IV Combined Treatment of Waste Water with Sewage:

Municipal regulations, Sewer rental charges, Instrumentation in waste water treatment plants, Operation and maintenance of plants, Role of water pollution control board. Low cost Treatment Plant Effluent Treatment Plant Design and Operation.

Unit-V

Brief study of industrial processes and treatment methods of waste water from common industries such as Textile, Dairy, Paper and pulp, Tannery & Distillery.

Hazardous wastes-Impact handling and disposal

Aditya

Ru

APB *MSF*

89

AG

Course Outcomes:

Upon completion of the course, the students will be able to:

- 1) Analyze various possible options for effluent disposal after comparing the effluent quality with standards available & plan its disposal accordingly.
- 2) Determine various sewage characteristics.
- 3) Understand the 3R concept and implement them accordingly.
- 4) Understand the waste water treatment system design & operation.
- 5) Understand waste treatment & management techniques employed by different industries.

Reference Books:

- i) Liquid Waste of Industries – Theories, Practice and Treatment – N.L. Nemerow, Wesley Publishing Co.
- ii) Treatment of Industrial Waste – E.B. Besselièvre & Max Graw Hill Bok Company
- iii) Waste Water Engg. – Treatment Disposal & Reuse – Metcalf & Eddy – Tata Mc Graw Will, New Delhi
- iv) Waste Water Treatment – Arceivala – Tata Mc Graw Will, New Delhi
- v) Industrial Pollution Control hand book – Lund H.F. Tata Mc Graw Will, New Delhi

Handwritten signature

R

Handwritten signature

10

Handwritten signature

Handwritten signature

Handwritten signature

Handwritten signature

50

Course Code: CEP – 706

Course Name: Minor Project - II

L	T	P	Credit
0	0	4	4

Course Objectives:

- 1) To develop an appreciation of civil engineering problems & have a feel of real life situations in planning & execution of projects.
- 2) To impart training of handling various types of civil engineering problems by use of conventional methods as well as software's.
- 3) To utilize the expertise in engineering to solve industry's technological problems.
- 4) To become innovative and professional in technology development, and system implementation.
- 5) To be able to function in their profession with social awareness and responsibility.
- 6) To be able to interact with their peers in industry and society as engineering professionals and leaders & inculcate a habit of working in a group.
- 7) Enable students to prepare professional reports for design projects and data presentation skill and to use computers and some computer graphics.

Syllabus:

Each candidate shall work on an approved project of a public building or any other civil engineering work and shall submit design and a set of drawings.

OR

Shall submit a detailed report of report of experimental work/software package on any specific problem of importance.

Course Outcomes:

Upon completion of the course, the students will be able to:

- 1) Identify, formulate various engineering problems and to use techniques, skills & modern engineering tools necessary for engineering practice.
- 2) Design, work on a set of drawings and conduct experimental studies on various engineering problems.
- 3) Learn different software's and apply them in solving various civil engineering problems.
- 4) Understand the ethical and professional responsibility and to know how to write professional and concise technical reports.
- 5) Interact with other streams of engineering in multidisciplinary system to manage various issues.
- 6) Develop the habit of working in group.
- 7) Develop innovative skills.

[Handwritten signatures and marks]

Course Code: CET - 707

Course Name: Tour / Training

L	T	P	Credit
0	0	1	1

Course Objectives:

- 1) To develop an appreciation and importance of civil Engineering in developing the infra structure.
- 2) To develop an understanding regarding the various engineering principals to be used in the field construction activities.
- 3) To emphasize on the use of the modern tools and plants used in the construction industry.
- 4) To build the necessary practical background and exposure to the field problems.
- 5) To develop a technical skill to prepare project documents.

Syllabus:

1. Each candidate shall go for 1 month (4 week) on field training at different organizations / sites of his / her choice after completion of their 6th Semester exams (in summer vacations) and shall submit a detailed report after completion of training.
- 2) Candidates will be taken to nearby places where civil engineering works are being carried out during the semester and they shall have to submit a detailed report of their visit.

Course Outcomes:

Upon completion of the course, the students will be able to:

- 1) Understand the fundamental concepts of civil engineering, its necessity and importance.
- 2) Apply the knowledge in selecting suitable materials, and construction technique required for a particular construction activity.
- 3) Understand the significance of various suitable tools and plants to be used as per the given site conditions.
- 4) Manage the various activities of a construction project.
- 5) Execute and handle the projects individually and on team basis.
- 6) Engage in lifelong learning.

Handwritten signature

Pr

Handwritten signature

Handwritten signature

Handwritten signature

Handwritten signature

Handwritten signature

Handwritten signature

92

Course Code: CES – 708

Course Name: Seminar / Group Discussion

L	T	P	Credit
0	0	1	1

Course Objectives:

- 1) To encourage students to read, study & understand different topics of civil engineering published in articles, literatures.
- 2) To help in presenting different topics of civil engineering and related subjects to supplement theoretical knowledge gained in class.
- 3) To make student acquire good oral & written communication skills.
- 4) To promote the habit of lifelong learning.
- 5) To prepare students develop adequate soft skills to be able to present their topic effectively to listeners.

Syllabus:

1. Any relevant topic related to civil engineering from within or beyond the syllabus.

Course Outcomes:

Upon completion of the course, the students will be able to:

- 1) Analyze & interpret about contemporary issues in civil engineering & its allied areas through literature survey.
- 2) Know about state of art & relevance of the topic in national & international arena.
- 3) Demonstrate good oral & written communication skills.
- 4) Comprehend problems and accordingly speak and defend their topic.
- 5) Produce poster and power point presentations for effective communication amongst stakeholders.

Asst. Prof.

R

[Signature]

[Signature]

[Signature]

93

Course Code: CEL – 801

Course Name: Advanced Structural Design – II (Steel)

L	T	P	Credit
3	1	2	6

Course Objectives:

- 1) To study the components of truss, loads on trusses, analysis and design of purlins and truss members.
- 2) To study the design of gantry girder, welded plate girder bridges as per standard loadings.
- 3) To study the design of trussed girder bridges, railway & highway bridges as per IRC loadings and Bridge Rules.
- 4) To study the design of water tanks.
- 5) To study the design of chimneys.

Syllabus:

Unit-I

Design of Industrial Building: Dead Load, Live Load and wind load analysis for roof trusses, Design of purlins & members of truss. Design of gantry girder.

Unit-II

Plate Girder Bridges: Railway standard loading, Design of various components of plate girders bridges for railway & highways; Bearings for bridges.

Unit-III

Trussed Girder Bridges: Design of Foot over bridge, Design of various components of railway & highway bridges (IRC & railway standard loading)

Unit-IV

Steel Water Tanks: Design of Rectangular & Circular tanks with ordinary plates, Design of elevated water tanks with suspended bottoms, Pressed steel tanks.

Unit-V

Design of Chimneys: Design of self supporting type and Guyed Chimney.

Course Outcomes:

Upon completion of the course, the students will be able to:

- 1) Calculate forces on various members of the truss and design them.
- 2) Design gantry girder.
- 3) Design welded plate girder bridges and bridge bearings.
- 4) Design trussed girder bridges, railway & highway bridges as per IRC loadings.
- 5) Calculate wind load for chimneys and its design.

Handwritten signature

Handwritten signature

Handwritten signature

Handwritten signature

Handwritten signature

34

6) Design a structure/component, to meet desired needs within realistic constraints such as economy, environment friendly, safety, viable construction & its sustainability as per the codal provisions.

Reference Books:

- i) Steel Structure By D. Ramchandra Vol. I & II.
- ii) Steel Structure By Arya & Ajmani
- iii) Essentials of Bridge Engineering by D. Johnson Victor
- iv) Design of Steel Structures by B.C. Punmia.
- v) Design of Steel Structure by S.K. Duggal
- vi) Design of Steel Structures by Daya ratnam
- vii) Indian standard codes.

[Handwritten signatures and marks]

Course Code: CEL – 802

Course Name: Hydraulic Structures

L	T	P	Credit
3	1	2	6

Course Objectives:

- 1) To study the different aspects of design of hydraulic structures.
- 2) To build the necessary theoretical background for the selection of a suitable site for a dam and a suitable dam for a given site location.
- 3) To emphasize on the basic design principle of the gravity dam & earthen dam
- 4) To carry out the stability & seepage analysis of various types of dams.
- 5) To provide knowledge on various hydraulic structures such as energy dissipaters, spillways & gates & understand their designs.
- 6) To understand the design of cross drainage structures for uninterrupted water supply in natural channels and manmade canals.
- 7) To provide a basic knowledge on various types of hydropower plants and their components.

Syllabus:

Unit-I Gravity dams:

Design Criteria, forces acting on gravity dams, elementary profile, low and high gravity dams, stability analysis, evaluation of profile by method of zoning, practical profile, foundation treatment, construction joints, galleries in gravity dams.

Unit-II Earth and Rock fill dams:

Earth Dams: Types, causes of failure and design criteria, soils suitable for earth dam construction, construction methods, foundation requirements, typical earth dam sections, estimation of seepage through and below the dam, seepage control, stability of slopes by slip circle method, pore pressures, sudden draw down, steady seepage and construction pore pressure condition.

Rock fill dams: Types, merits and demerits, conditions favourable for their adoption

Unit-III Cross drainage works:

Types, selection of suitable type, design criteria, fluming of canal- Mitra & Chaturvedi methods. Design of Different types of CD works.

Unit-IV Spillways, Energy dissipators and gates:

Ogee spillway and its design, details of syphon, shaft, chute and side channel spillways, emergency spillways. Principles of energy dissipation, Energy dissipators based on tail water rating curve and jump height curves, Spillway crest gates – vertical lift and radial gates, their design principles and details.

Unit-V Hydropower Plants:

Hydropower development, assessment of power potential, types of hydropower plants, general features of hydro-electric schemes, selection of turbines, draft tubes, surge tanks, penstocks, power house dimensions, development of micro hydel stations, tidal plants, pumped storage plants and their details.

Handwritten signatures and initials at the bottom of the page.

Course Outcomes:

Upon completion of the course, the students will be able to:

- 1) Design gravity dams & earthen dams.
- 2) Carry out seepage & stability analysis of dams.
- 3) Design cross drainage works.
- 4) Understand the concepts of spillways & energy dissipators.
- 5) Understand the concepts of hydropower plants.

Reference Books:

- i) Engineering for Dams (Volumes I, II & III) by Creager, Justin & Hinds
- ii) Hydroelectric Hand Book by Creager
- iii) Hydraulic Structures by Varshney
- iv) Irrigation & Water Power Engg. By Punmia & Pandey
- v) Water Power Engineering by Dandekar
- vi) Irrigation Engineering & Hydraulic Structure by S.K. Garg.

R.     
 

Course Code: CEL - 803

Course Name: Geotechnical Engineering - II

L	T	P	Credit
3	1	2	6

Course Objectives:

- 1) To understand the concepts of compaction & soil stabilization.
- 2) To emphasize on the importance of soil investigations & to determine the soil parameters needed to carry out foundation design.
- 3) To learn the subsurface exploration techniques and apply them to design the foundations.
- 4) To apply the principles of soil mechanics to design of shallow and deep foundations including bearing capacity, stability analysis of slopes and settlement calculations
- 5) To explain in what circumstances pile is needed and how do analysis the pile and pile group under various soil conditions
- 6) To explain fundamentals of soil dynamics and its application to machine foundation analysis including codal provisions

Syllabus:

Unit-I Soil Improvement Techniques:

Compaction. Field and laboratory methods, Proctor compaction tests, Factors affecting compaction. Properties of soil affected by compaction. Various equipment for field compaction and their suitability. Field compaction control Lift thickness.

Soil stabilization: Mechanical, Lime, Cement, Bitumen, Chemical, Thermal, Electrical stabilisation and stabilization by grouting. Geo-synthetics, types, functions, materials and uses.

Unit-II Soil Exploration and Foundations of Expansive and Collapsible Soils:

Methods of soil exploration. Planning of exploration programme for buildings, highways and earth dams. Disturbed and undisturbed samples and samplers for collecting them.

Characteristics of expansive and collapsible soils, their treatment, Construction techniques on expansive and collapsible soils. CNS layer.

Unit-III Shallow Foundations:

Type foundations shallow and deep. Bearing capacity of foundation on cohesionless and cohesive soils. General and local shear failures. Factors effecting B.C. Theories of bearing capacity - Prandle, Terzaghi, Balla, Skempton, Meyerhof and Hansan. I.S. code on B.C. Determination of bearing capacity. Limits of total and differential settlements. Plate load test.

Unit-IV Deep Foundation:

Pile foundation, Types of piles, estimation of individual and group capacity of piles in cohesionless and cohesive soils. Static and dynamic formulæ. Pile load test, Settlement of pile group, Negative skin friction, under-reamed piles and their design. Piles under tension, inclined and lateral load

Caissons. Well foundation. Equilibrium of wells. Analysis for stability tilts and shifts, remedial measures.

Handwritten signatures and marks at the bottom of the page, including a date '15/11/98'.

Unit-V Sheet piles/Bulkheads and Machine Foundation:

Classification of sheet piles/bulkheads. Cantilever and anchored sheet piles, Cofferdams, materials, types and applications.

Modes of vibration. Mass-spring analogy, Natural frequency. Effect of Vibration on soils. Vibration isolation. Criterion for design. Design of block foundation for impact type of machines.

Course Outcomes:

Upon completion of the course, the students will be able to:

- 1) Understand the concepts of compaction & soil stabilization.
- 2) Learn various soil exploration techniques and evaluate the type of foundations to be required for various types of soil.
- 3) Design a suitable foundation system for any kind of problematic soils.
- 4) Evaluate the bearing capacity of foundation.
- 5) Evaluate pile capacity in the field using load tests, pile driving equations, and wave equation analysis to account for seismic loading.
- 6) Understand the concepts of various types of pile foundations & machine foundations.

Reference Books:

- i) Soil Mechanics & Foundation Engg. By Dr. K. R. Arora- Std. Publishers Delhi
- ii) Soil Mechanics & Foundation Engg. By B.C. Punmia - Laxmi Publications Delhi
- iii) Modern Geotech. Engg. By Dr. Alam Singh -IBT Publishers Delhi.
- iv) Geotech. Engg. By C.Venkatramaiah-New Age International Publishers, Delhi
- v) Foundation Engineering. By Galeonards Mc Graw Hill Book Co. Inc.
- vi) Found Design & Const. by MJ Towlinbou - Sor Pitman & Soms London

List of Practical's:

1. Triaxial Shear Test
2. Standard penetration test.
3. Demonstration of plate load test.
4. Vane shear test
5. Static core penetration test
6. Consolidation test

R.      99

Course Code: CEL – 804

Course Name: Building Environment & Services

L	T	P	Credit
3	1	0	4

Course Objectives:

- 1) To develop an understanding about the acoustics of a building.
- 2) To understand the fundamental concepts of ventilation in a building.
- 3) To understand about various preventive measures to be taken for corrosion & cracks in building & plan accordingly the building maintenance system.
- 4) To understand the concepts of illumination and plan accordingly the lighting system in building.
- 5) To understand the concepts of air conditioning, elevators & lifts installation, thermal insulation & stair case design for a building.
- 6) To understand the requirements of fire fighting in a building and plan accordingly.
- 7) To plan the sanitation system of a building.

Syllabus:

Unit-I Acoustics and Ventilation

Characteristics of sound, Behaviour of sound, Defects of sound, Acoustic design, Sound absorption materials and techniques, Noise control in Building, Sound insulation of floors, walls, roof etc.

Functional requirements of ventilation, System of Ventilation, Factors and various considerations for improved natural ventilation. Artificial Ventilation (mechanical Ventilation), use of topography in improving ventilation.

Unit II

Building Maintenance

Causes of deterioration of Buildings, Approach to maintenance, reliability of maintenance system., pest control, Preventive maintenance in building and electric installations, checklist for inspection, Cracks in building (causes and effect), Maintenance of floors & roofs, Maintenance of brick masonry, Corrosion in Reinforced concrete members, Prevention of leakage in building, Maintenance of windows, Doors and external Joinery (Timber), Building services required in building complexes.

Unit-III

Electrification & Illumination

System of distribution of electrical energy in building, Methods of wiring, System of wiring, Selection of wiring, conductor & insulators, Methods of earthing, Energy calculation, Fuses, electrical safety precautions.

Illumination, terminology, Different source of light Design of lighting scheme, Street lighting flood lighting, Lighting calculations, Various types of electrical circuits used in building i.e. Stair case wiring corridor wiring, Connection of Fan, Bulb socket in circuit.

Pr. Anil *to* *MS* *AS* *100*

Unit - IV

Services in Building

Staircase design, Elevators, Escalators, Air Conditioning, Essentials of Air Conditioning, Systems. Thermal insulation of building (wall, roof, floor etc.), Methods of thermal insulation, Lifts and its types, Power requirement of lifts, Traffic analysis, Quality and quantity of service of lift operations, Lift installation.

Unit-V

Fire Fighting & Sanitation

Causes of fire, Classification of fire, Modes of fire. Fire load, Modes of fire fighting. Types of fire extinguishers, provisions in building from fire safety angle. Additional requirement for multi storied building. Municipal rules & laws, Fire alarm, Fire hydrants.

Water seal and traps, sanitary noise and control, maintenance of water tanks & sewer lines, leakage in building and its prevention, Hot water supply in building. Basic principles of design of water supply system, Sanitary piping- troubles and causes, House - keeping in water and sanitary installation.

Course Outcomes:

Upon completion of the course, the students will be able to:

- 1) Understand the significance & requirements of various services in a building and plan accordingly.
- 2) Understand the concepts of acoustics & ventilation in a building.
- 3) Plan the maintenance system of a building.
- 4) Understand the concepts of illumination & plan electrification of building.
- 5) Plan various services like air condition, thermal insulation, and lift installation in a building.
- 6) Plan fire safety for a building.
- 7) Plan sanitation system in a building.

Reference Books:

- (i) Building Construction by B.C. Punmia
- (ii) Building Construction by S.C. Rangwala
- (iii) Building Services in High rise building by V.K. Jain
- (iv) Maintenance of Building by A.C. Panchdhari
- (v) Water Supply and Sanitary Installations by A.C. Panchdhari
- (vi) Electrical Installations Estimating and Costing by J.B. Gupta

R. Singh

A

M.K.P.

S

101

Course Code: CEP – 805
Course Name: Major Project

L	T	P	Credit
0	0	8	8

Course Objectives:

- 1) To develop an appreciation of civil engineering problems & have a feel of real life situations in planning & execution of projects.
- 2) To impart training of handling various types of civil engineering problems by use of conventional methods as well as software's.
- 3) To utilize the expertise in engineering to solve industry's technological problems.
- 4) To become innovative and professional in technology development, and system implementation.
- 5) To be able to function in their profession with social awareness and responsibility.
- 6) To be able to interact with their peers in industry and society as engineering professionals and leaders & inculcate a habit of working in a group.
- 7) Enable students to prepare professional reports for design projects and data presentation skill and to use computers and some computer graphics.

Syllabus:

Each candidate shall work on an approved project of a public building or any other civil engineering work and shall submit design and a set of drawings.

OR

Shall submit a detailed report of report of experimental work/software package on any specific problem of importance.

Course Outcomes:

Upon completion of the course, the students will be able to:

- 1) Identify, formulate various engineering problems and to use techniques, skills & modern engineering tools necessary for engineering practice.
- 2) Design, work on a set of drawings and conduct experimental studies on various engineering problems.
- 3) Learn different software's and apply them in solving various civil engineering problems.
- 4) Understand the ethical and professional responsibility and to know how to write professional and concise technical reports.
- 5) Interact with other streams of engineering in multidisciplinary system to manage various issues.
- 6) Develop the habit of working in group.
- 7) Develop innovative skills.

Be *Sub* *9* *MSP* *8* *102*