



### **The Institution has disabled-friendly, barrier free environment**

<b>S.No.</b>	<b>Content</b>	<b>Page No.</b>
1.	Built environment with ramps/lifts for easy access to classrooms.	02-03
2.	Divyangjan friendly washrooms	04-05
3.	Signage including tactile path, lights, display boards and signposts	06
4.	Assistive technology and facilities for Divyangjan accessible website, screen-reading software, mechanized equipment	07-10
5.	Provision for enquiry and information : Human assistance, reader, scribe, soft copies of reading material, screen reading	11-12




# MADHAV INSTITUTE OF TECHNOLOGY & SCIENCE, GWALIOR (M.P.), INDIA माधव प्रौद्योगिकी एवं विज्ञान संस्थान, ग्वालियर (म.प्र.), भारत

A GOVT. AIDED UGC AUTONOMOUS & NAAC ACCREDITED INSTITUTE, AFFILIATED TO R.G.P.V BHOPAL (M.P)

## Built environment with ramps/lifts for easy access to classrooms

The layout of the college campus is made to allow disabled individuals to move freely both within and outside the building.





# MADHAV INSTITUTE OF TECHNOLOGY & SCIENCE, GWALIOR (M.P.), INDIA माधव प्रौद्योगिकी एवं विज्ञान संस्थान, ग्वालियर (म.प्र.), भारत

A GOVT. AIDED UGC AUTONOMOUS & NAAC ACCREDITED INSTITUTE, AFFILIATED TO R.G.P.V BHOPAL (M.P)



GPS Map Camera  
Gwalior, Madhya Pradesh, India  
66J4+JGM, Mela Ground, Thatipur, Gwalior,  
Madhya Pradesh 474011, India  
Lat 26.231549°  
Long 78.206313°  
03/02/23 04:44 PM GMT +05:30



GPS Map Camera  
Gwalior, Madhya Pradesh, India  
66J4+J65, Mela Ground, Thatipur, Gwalior,  
Madhya Pradesh 474011, India  
Lat 26.231636°  
Long 78.205715°  
03/02/23 04:54 PM GMT +05:30

Ramps

(a) Architecture Department (b) Main entry (c) Mechanical Department (d) Seminar Halls



GPS Map Camera  
Gwalior, Madhya Pradesh, India  
D6, Mela Ground, Thatipur, Gwalior, Madhya  
Pradesh 474002, India  
Lat 26.230346°  
Long 78.208877°  
03/02/23 05:17 PM GMT +05:30



GPS Map Camera  
Gwalior, Madhya Pradesh, India  
66J4+37X, Mela Ground, Thatipur, Gwalior,  
Madhya Pradesh 474011, India  
Lat 26.230208°  
Long 78.205749°  
03/02/23 04:34 PM GMT +05:30

(a) Lift in Hostel (b) Ramp in Architecture Department



# MADHAV INSTITUTE OF TECHNOLOGY & SCIENCE, GWALIOR (M.P.), INDIA माधव प्रौद्योगिकी एवं विज्ञान संस्थान, ग्वालियर (म.प्र.), भारत

A GOVT. AIDED UGC AUTONOMOUS & NAAC ACCREDITED INSTITUTE, AFFILIATED TO R.G.P.V BHOPAL (M.P)

## Divyangjan friendly washroom





## Washroom for Divyangjan



**Signage including tactile path, lights, display boards and signposts**




GPS Map Camera  
 Gwalior, Madhya Pradesh, India  
 66J3+8VR, Mela Ground, Thatipur, Gwalior,  
 Madhya Pradesh 474005, India  
 Lat 26.230776°  
 Long 78.204984°  
 21/03/23 02:13 PM GMT +05:30

**Library**



GPS Map Camera  
 Gwalior, Madhya Pradesh, India  
 66J4+C82, Mela Ground, Thatipur, Gwalior,  
 Madhya Pradesh 474011, India  
 Lat 26.230856°  
 Long 78.205707°  
 21/03/23 02:21 PM GMT +05:30

**Counselor Office**



GPS Map Camera  
 Gwalior, Madhya Pradesh, India  
 Unnamed Road, Mela Ground, Thatipur,  
 Gwalior, Madhya Pradesh 474011, India  
 Lat 26.231193°  
 Long 78.205011°  
 21/03/23 02:15 PM GMT +05:30

**Account Office**



GPS Map Camera  
 Gwalior, Madhya Pradesh, India  
 66J4+C82, Mela Ground, Thatipur, Gwalior, Madhya  
 Pradesh 474011, India  
 Lat 26.231076°  
 Long 78.205812°  
 23/03/23 01:00 PM GMT +05:30

**Parking**



## Assistive technology and facilities for Divyangjan accessible website, screen-reading software, mechanized equipment

Domain:- <https://mitsgwalior.in/>

### A. Screen Reader

The MITS website complies with the World Wide Web Consortium (W3C) Web Content Accessibility Guidelines (WCAG) 2.0 level AA, it will enable the visually impaired to access the website using assistive technologies such as screen readers.



### B. Changing the Text Size

Changing the size of the text refers to making the text appearing smaller or bigger from its standard size. There are three options provided to you to set the size of the text that affect readability. These are:

- Larger: Displays information in a font size larger than the standard font size.
- Standard: Displays information in a standard font size, which is the default size.
- Smaller: Displays information in a font size smaller than the standard font size.





## Text size Icons

The following different options are provided in the form of icons which are available on the top of each page:

- A- Decrease text size: Allows decreasing the text size to next level
- A Normal text size: Allows to set default text size
- A+ Increase text size: Allows to increase the text size to next level

## C. Changing the contrast Scheme

Changing the contrast scheme refers to applying a suitable background and text color that ensures clear readability. There are two options provided to you to change the color scheme. These are:



- High contrast: Applies black color as the background and suitable colors to the foreground text on the screen to improve readability.
  - Standard contrast: Brings the screen back to its original appearance.
- ### Contrast Scheme Icons

Two contrast scheme options are provided in the form of icons, which are available on the top of each page:


- **A** High Contrast view: Applies black color to the background and suitable colors to the foreground
- **A** Standard contrast view: Brings the screen back to its original appearance.

Note: Changing the color scheme does not affect the images on the screen.



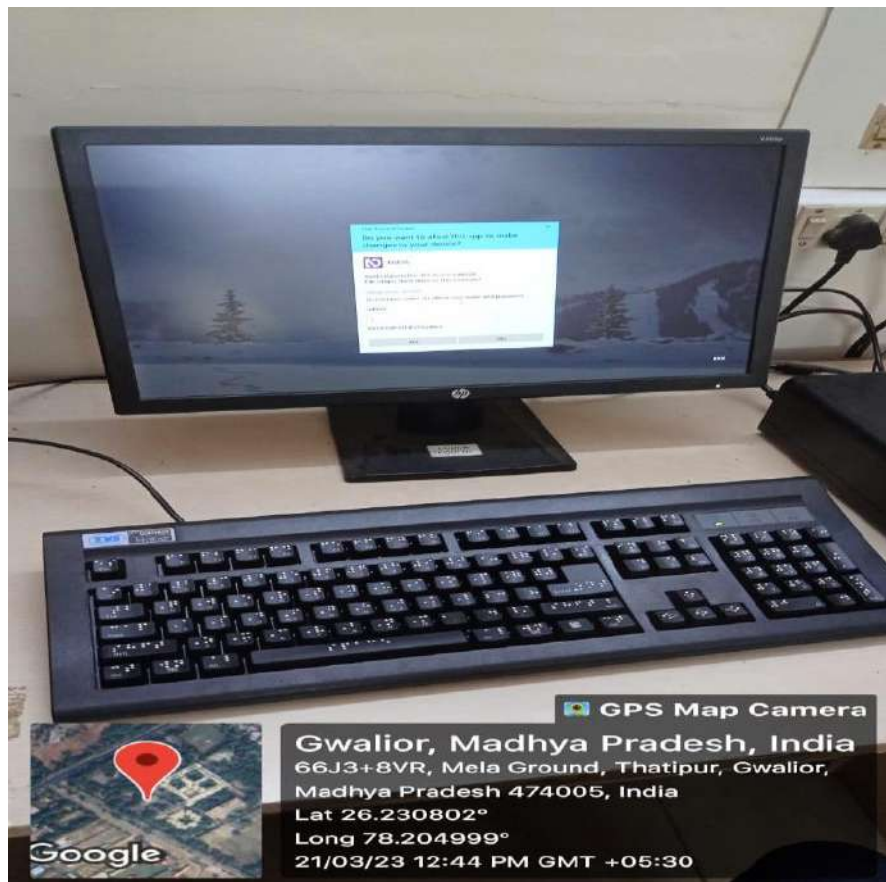
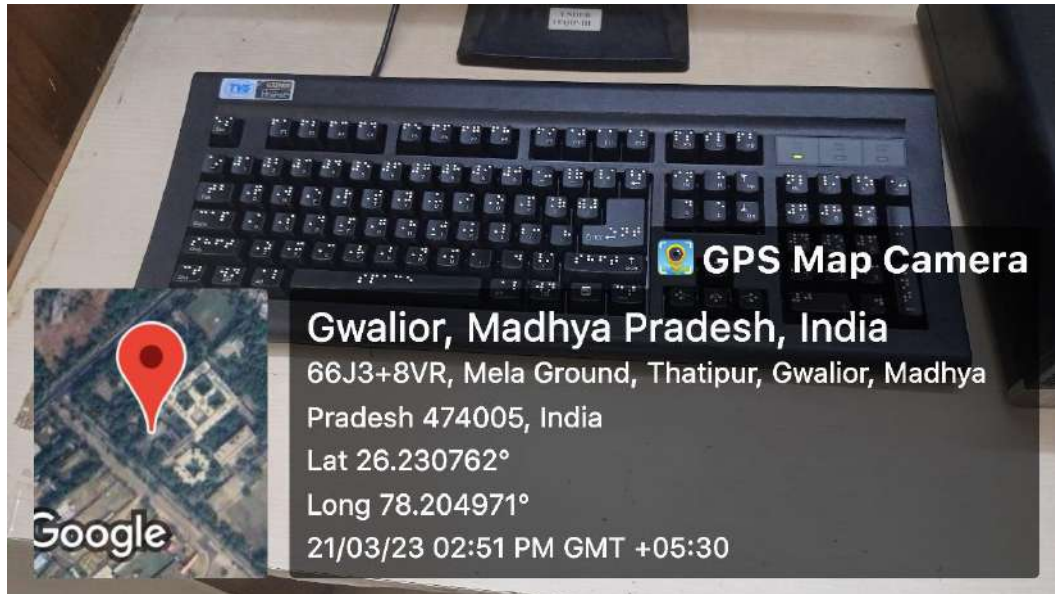


## ISL sign language software in Library





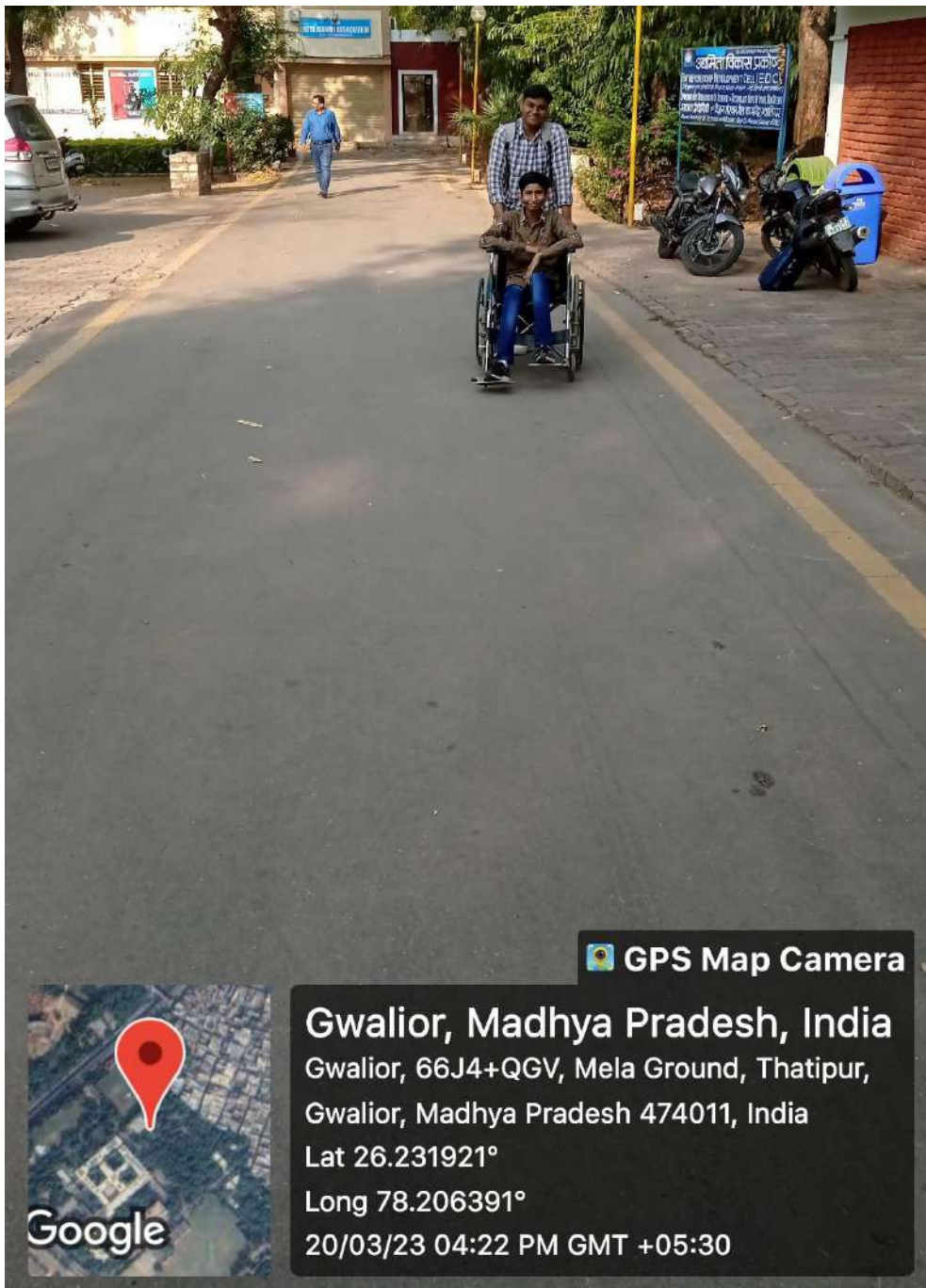
## Screen Reading Software with Braille Keyboard





**Provision for enquiry and information: Human assistance, reader, scribe, soft copies of reading material, screen reading**

### **Wheel chair provision**





## Scribe Facility

